



2019 2020

PARLIAMENTARY ASSOCIATIONS' ACTIVITIES AND EXPENDITURES

FROM APRIL 1, 2019 TO MARCH 31, 2020

JOINT INTERPARLIAMENTARY COUNCIL REPORT

Co-Chairs

Hon. Donald Neil Plett, Senator
Bruce Stanton, M.P.

43rd Parliament, First Session

October 2020

JOINT INTERPARLIAMENTARY COUNCIL

CO-CHAIRS

Hon. Donald Neil Plett, Senator
Bruce Stanton, M.P.

MEMBERS

Hon. Percy E. Downe, Senator
Hon. Ratna Omidvar, Senator
Hon. Wayne Easter, P.C., M.P.
Marilène Gill, M.P.

Lindsay Mathyssen, M.P.
Hon. David J. McGuinty, P.C., M.P.
Hon. Ginette Petitpas Taylor, P.C., M.P.
Alex Ruff, M.P.

CLERK OF THE COUNCIL

Jeremy LeBlanc

Table of Contents

- Section I: Introduction 1**
 - Parliamentary Associations and Interparliamentary Groups 2
 - Joint Interparliamentary Council 4
 - Supporting Parliamentary Associations..... 4
- Section II: 2019-2020 Activities and Expenditures – Overview 5**
- Section III: Activities and Expenditures by Parliamentary Association 12**
 - Canada-Africa Parliamentary Association (CAAF)..... 12
 - Canada-Europe Parliamentary Association (CAEU) 15
 - Canadian Delegation to the OSCE Parliamentary Assembly (SECO)..... 18
 - Canadian Branch of the *Assemblée parlementaire de la Francophonie* (CAPF) 21
 - Canadian Branch of the Commonwealth Parliamentary Association (CCOM) 25
 - Canadian Group of the Inter-Parliamentary Union (UIPU)..... 29
 - Canadian NATO Parliamentary Association (CANA) 32
 - Canadian Section of ParlAmericas (CPAM)..... 35
 - Canada-China Legislative Association (CACN) 38
 - Canada-France Interparliamentary Association (CAFR) 41
 - Canada-Japan Inter-Parliamentary Group (CAJP)..... 43
 - Canada-United Kingdom Inter-Parliamentary Association (RUUK) 46
 - Canada-United States Inter-Parliamentary Group (CEUS) 48

Section I: Introduction

The Parliament of Canada's international and interparliamentary relations are carried out, in part, through parliamentary associations.

As of March 31, 2020, there are 12 parliamentary associations that receive funding from the Parliament of Canada and fall under the administrative authority of the Joint Interparliamentary Council. Those associations also receive full administrative assistance from the International and Interparliamentary Affairs Directorate.

The purpose of this report is to provide an overview of the parliamentary associations that fall under the Council, as well as their activities and expenditures for the 2019-2020 fiscal year. This section of the report provides information about parliamentary associations, their governance and the support they receive. Section II provides a general overview of the associations' activities and expenditures for the 2019-2020 fiscal year whereas Section III provides information and data for each association for that same period.

We hope this report will provide helpful information on the activities of parliamentary associations and provide a better understanding of the work of parliamentarians at the international level. For any additional information about this report or parliamentary associations, please contact the Joint Interparliamentary Council, at JIC-CIM@parl.gc.ca.

Parliamentary Associations and Interparliamentary Groups

As mentioned on the previous page, [parliamentary associations](#)¹ receive funding from the Parliament of Canada, fall under the administrative authority of the Joint Interparliamentary Council and receive full administrative assistance from the International and Interparliamentary Affairs Directorate. Though their activities and objectives may vary, the associations share similar characteristics:

- they promote the country's interests abroad on a continuing basis;
- they operate on multilateral and bilateral levels;
- they are composed of members of the Senate and of the House of Commons;
- they meet at annual general meetings where they elect their executive committees, as well as at other meetings to coordinate and direct activities with their bilateral counterparts or with the international secretariats of the multilateral organizations to which they belong.

As of March 31, 2020, there are 12 associations, plus the Canadian Delegation to the OSCE Parliamentary Assembly which falls under the Canada-Europe Parliamentary Association. These multilateral or bilateral associations, which can be found in **Table 1** on the next page, may be grouped in five regions: global, Europe, Americas, Asia-Pacific and Africa.

There are also four [interparliamentary groups](#)², which can also be found in **Table 1** on the next page, which have been recognized by the Parliament of Canada and which also help promote bilateral relations with the specific country to which they are related. These groups receive no funding from Parliament and minimal administrative assistance. This assistance is generally limited to administrative and procedural support for annual general meetings, maintaining the group's constitution and collecting related membership fees. The interparliamentary groups promote cooperation and understanding amongst nations and, like parliamentary associations, strengthen the relations between Canadian parliamentarians and their counterparts in other Parliaments. Membership fees from individual parliamentarians support the activities of these groups. Given the nature of these groups, this report does not provide information about their activities and expenditures.

In addition to the parliamentary associations and the four recognized interparliamentary groups, there are a number of other groups, often referred to as "friendship groups" that do not receive administrative or financial support from the Parliament of Canada. These groups are not required to register their activities or membership with the Council, but they are encouraged to advise the International and Interparliamentary Affairs Directorate in order to assist those who might wish to contact them. For more information about these groups, please consult the [Parliamentary Diplomacy Canada Website](#).

¹Although the summary of information about the activities of the associations can be found in Section III of this report, a detailed description of the structure, activities and objectives of each association is available at <http://www.parl.ca/diplomacy>.

²For a detailed description of the structure, activities and objectives of each group, please visit the website at <http://www.parl.ca/diplomacy>.

TABLE 1 – LIST OF PARLIAMENTARY ASSOCIATIONS AND RECOGNIZED INTERPARLIAMENTARY GROUPS

| Parliamentary associations (12) | Region |
|---|---------------|
| <i>Multilateral associations (7)</i> | |
| Canada-Africa Parliamentary Association (CAAF) | Africa |
| Canada-Europe Parliamentary Association (CAEU) Canadian Delegation to the OSCE Parliamentary Assembly (SECO) | Europe |
| Canadian Branch of the <i>Assemblée parlementaire de la Francophonie</i> (CAPF) | Global |
| Canadian Branch of the Commonwealth Parliamentary Association (CCOM) | Global |
| Canadian Group of the Inter-Parliamentary Union (UIPU) | Global |
| Canadian NATO Parliamentary Association (CANA) | Global |
| Canadian Section of ParlAmericas (CPAM) | Americas |
| <i>Bilateral associations (5)</i> | |
| Canada-China Legislative Association (CACN) | Asia-Pacific |
| Canada-France Interparliamentary Association (CAFR) | Europe |
| Canada-Japan Inter-Parliamentary Group (CAJP) | Asia-Pacific |
| Canada-United Kingdom Inter-Parliamentary Association (RUUK) | Europe |
| Canada-United States Inter-Parliamentary Group (CEUS) | Americas |
| Interparliamentary groups (4) | |
| Canada-Germany Interparliamentary Group (CADE) | |
| Canada-Ireland Interparliamentary Group (CAIE) | |
| Canada-Israel Interparliamentary Group (CAIL) | |
| Canada-Italy Interparliamentary Group (CAIT) | |

Joint Interparliamentary Council

The [Joint Interparliamentary Council](#) (JIC), whose members are listed below, is responsible for determining all budgetary and administrative matters relating to parliamentary associations. Specifically, the Council determines the level of funding to be distributed to each association within the limits of the total allotments approved by the Senate Standing Committee on Internal Economy, Budgets and Administration and the House of Commons Board of Internal Economy. In addition, the Council is also responsible for setting the overall general policy direction for parliamentary associations as well as for coordinating related activities and operating policies to ensure effective, efficient, consistent and coherent support for international and interparliamentary activities while also promoting the best interests of the Parliament of Canada in its relations with other Parliaments.

During this fiscal year, the JIC met to discuss the impact of the new proactive disclosure legislation on parliamentary associations. The Council also adopted a resolution asking that, for every mission abroad or visit in Canada, the Code of Conduct for Parliamentarians Participating in Activities of Parliamentary Associations, adopted by the Council on October 31, 2018, be sent by separate email to every selected delegate. Finally, on March 11, 2020, the day the World Health Organization declared the COVID 19 outbreak a pandemic, the Council ordered a moratorium on all International and Interparliamentary Affairs supported international travel and incoming delegations and directed all associations to cancel or postpone any mission being planned at that time.

Members of the Joint Interparliamentary Council (on March 31, 2020)

| | Senate | House of Commons |
|-------------------|--|--|
| Co-Chairs: | Hon. Donald Neil Plett | Bruce Stanton |
| Members: | Hon. Dennis Dawson Hon. Ratna Omidvar | John Brassard Hon. Wayne Easter, P.C. Marilène Gill Lindsay Mathyssen Hon. David J. McGuinty, P.C. Hon. Ginette Petitpas Taylor, P.C. |

Supporting Parliamentary Associations

The [International and Interparliamentary Affairs Directorate](#) (IIAD) is a joint Senate-House of Commons directorate offering a single parliamentary team to coordinate the Parliament of Canada’s international and interparliamentary relations and activities. The Parliamentary Associations staff are responsible for the ongoing administrative, logistical and procedural support for each association.

The Library of Parliament offers direct support through analysts who provide research and analysis services to associations. Finally, the Parliamentary Affairs Unit, Global Affairs Canada, is a close partner that provides support for official travel by parliamentarians, parliamentary associations and interparliamentary groups and friendship groups through documents, information sessions and coordination efforts with Canadian missions abroad.

Section II: 2019-2020 Activities and Expenditures – Overview

This section includes tables and figures that present and illustrate data related to the activities and expenditures of all parliamentary associations for the 2019-2020 fiscal year. It is important to distinguish between association activities and travel. While activities include travel, they also include executive committee meetings, general assemblies and hosting activities.

A number of parliamentary associations' activities are held outside Ottawa and abroad. The world map in **Figure 1** below shows the destinations to which the associations travelled to carry out activities from April 1, 2019 to March 31, 2020. During this period, associations conducted 57 travel activities compared to 83 during the previous fiscal year.

FIGURE 1 – 2019-2020 PARLIAMENTARY ASSOCIATIONS TRAVEL ACTIVITIES

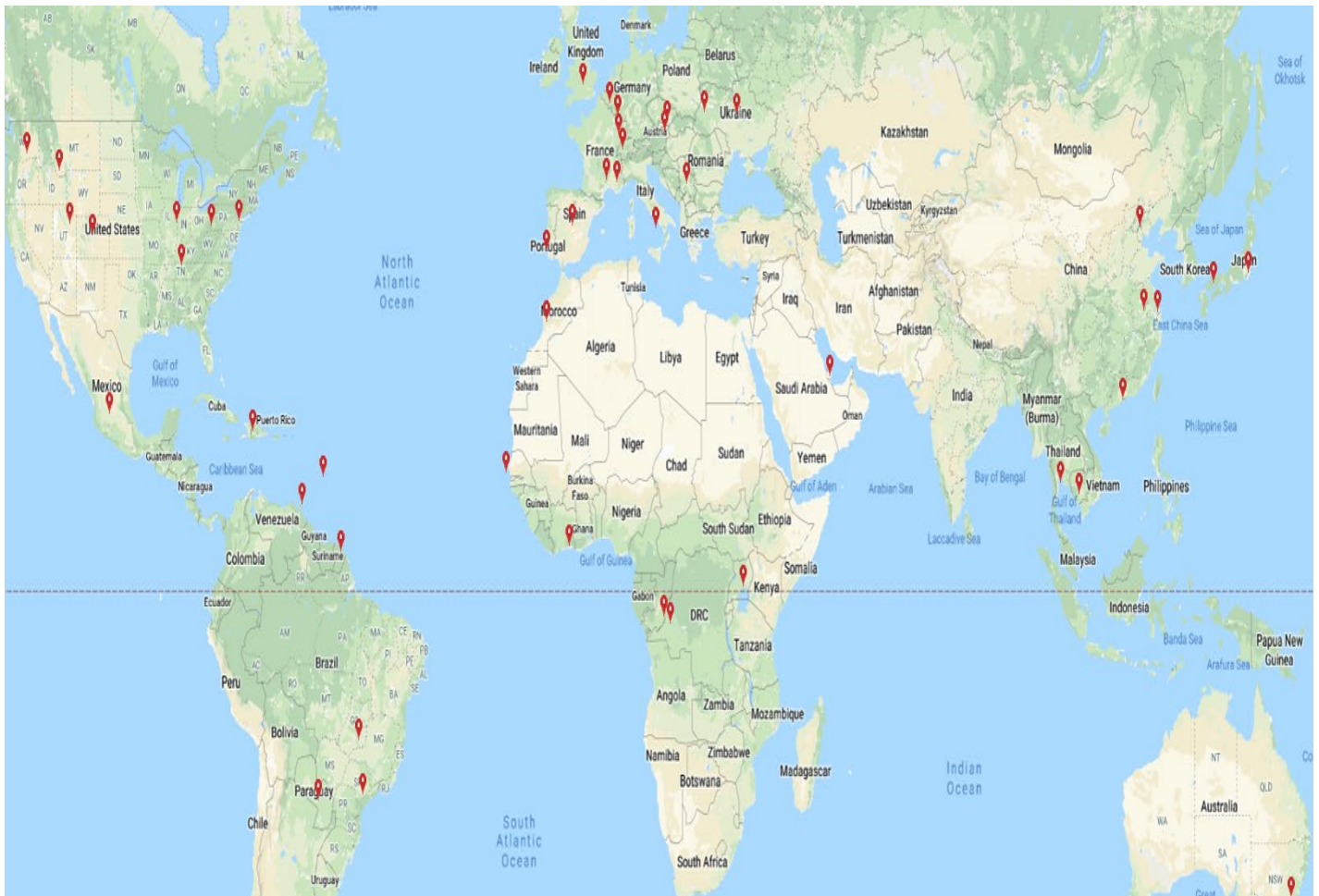


Table 2 below provides an overview of the activities of parliamentary associations for the 2019-2020 fiscal year. For instance, in this fiscal year, 57 delegations including Senators and Members of the House of Commons travelled to 32 countries while the Parliament of Canada welcomed 19 delegations from abroad, in Ottawa.

TABLE 2 – 2019-2020 STATISTICS

| | 2018-2019 | 2019-2020 |
|--|-----------|-----------|
| Senators who were members of parliamentary associations | 62 | 67 |
| Members of the House of Commons who were members of parliamentary associations | 275 | 234 |
| Executive committee meetings | 32 | 17 |
| Annual general meetings | 11 | 14 |
| Outgoing delegations | 72 | 52 |
| Countries visited | 41 | 32 |
| Incoming delegations (total) | 58 | 19 |
| Incoming delegations (outside Ottawa) | 11 | 0 |

Table 3 provides data on the number of travel activities, participants in the travel activities as well as the average number of participants per travel activity. When comparing to the previous fiscal year, the number of travel activities and the average number of travelling participants per travel activity have decreased this fiscal year.

TABLE 3 – PARTICIPATION IN PARLIAMENTARY ASSOCIATIONS TRAVEL ACTIVITIES OVER FIVE YEARS

| | 2015-2016 ^E | 2016-2017 | 2017-2018 | 2018-2019 | 2019-2020 ^E |
|---|------------------------|-----------|-----------|-----------|------------------------|
| Number of travel activities (total) | 58 | 83 | 86 | 83 | 57 |
| Number of travel activities (abroad) | 50 | 71 | 77 | 72 | 52 |
| Number of travel activities (outside of Ottawa) | 8 | 12 | 9 | 11 | 5 |
| Number of participants ¹ in travel activities | 291 | 349 | 430 | 404 | 257 |
| Senators | 111 | 87 | 103 | 98 | 120 |
| Members of the House of Commons | 126 | 186 | 234 | 215 | 76 |
| Employees | 54 | 76 | 93 | 91 | 61 |
| Average number of travelling participants per travel activity | 5.01 | 4.20 | 5.00 | 4.87 | 4.51 |

^E Election year: the level of activity by associations is usually lower before and after an election due to the election campaign and the time required for Parliament to resume

¹The term participant refers to delegates (Senators and Members of the House of Commons) and employees who support delegates

Table 4 below shows a summary of the expenditures of all parliamentary associations for the past five years. For the 2019-2020 fiscal year, parliamentary associations had a budget of \$4,300,496 which reflects the same amount as the 2018-19 fiscal year. The contribution expenditures of \$1,424,658 show a slight increase of \$1,071 over the previous fiscal year. As many invoices are received in foreign currency, expenditures for contributions could vary based on fluctuating exchange rates. The membership fees assessed to Canada for multilateral associations have generally remained the same as the previous fiscal year. Total expenditures for parliamentary associations decreased by 19% in comparison to the previous fiscal year and amounted to 74% of the available funding resulting in a balance of \$1,131,223 at the end of the year.

TABLE 4 – EXPENDITURES OF PARLIAMENTARY ASSOCIATIONS OVER FIVE YEARS

| | 2015-2016 ^E | 2016-2017 | 2017-2018 | 2018-2019 | 2019-2020 ^E |
|---|------------------------|------------------|------------------|------------------|------------------------|
| Main Estimates | 3,563,537 | 3,563,537 | 4,563,536 | 4,300,496 | 4,300,496 |
| Expenditures | | | | | |
| Activities | 1,604,628 | 2,149,491 | 2,745,103 | 2,474,416 | 1,744,615 |
| Contributions ¹ | 1,370,199 | 1,332,390 | 1,394,338 | 1,423,587 | 1,424,658 |
| Total expenditures | 2,974,827 | 3,481,881 | 4,139,441 | 3,898,003 | 3,169,273 |
| Budget Balance | 588,710 | 81,656 | 424,095 | 402,493 | 1,131,223 |
| Utilization Rate | 83% | 98% | 91% | 91% | 74% |
| Expenditures for Conferences ² | | | | | 232,763 |
| Total Budget Balance | | | | | 898,459 |

^EElection year: the level of activity by associations is usually lower before and after an election day due to the election campaign and the time required for Parliament to resume

¹The membership fees assessed to Canada for multilateral associations shown in Canadian dollars

²The surplus under parliamentary associations was utilized to fund the planning phase of the 65th Commonwealth Conference and the 29th Annual Session of the OSCE Parliamentary Assembly

The graph in **Figure 2** below shows a comparison of the expenditures of associations for their activities and contributions over the past five years. As the graph indicates, expenditures for activities during the fiscal year 2019-2020 were the second lowest when compared to the last five fiscal years. The level of activity by associations is usually lower before, during and after an election due to the election campaign and the time required for Parliament to resume.

FIGURE 2 – EXPENDITURES FOR PARLIAMENTARY ASSOCIATIONS ACTIVITIES AND CONTRIBUTIONS OVER FIVE YEARS

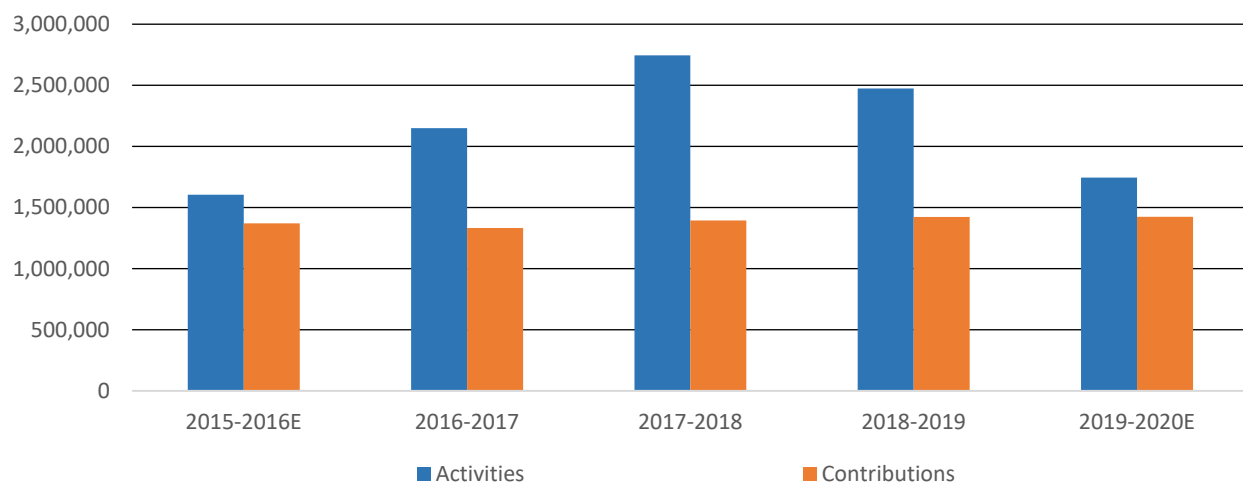


Table 5 below shows a summary of activity expenditures for all the associations with a breakdown by type of expenditure. For the 2019-2020 fiscal year, the cost of transportation remains the highest expense, representing 62% of the total expenditures (excluding revenues) of \$1,900,306. **Figure 3** provides a comparison of the size of various types of expenditures (excluding revenues). **Table 6, Figure 4** (including contributions) and **Figure 5** (excluding contributions), on the next pages, show the budgets, expenditures, as well as the percentage of expenditures of each association for the 2019-2020 fiscal year.

TABLE 5 – ACTIVITY EXPENDITURES OF PARLIAMENTARY ASSOCIATIONS OVER FIVE YEARS BY TYPE

| | 2015-2016 ^E | 2016-2017 | 2017-2018 | 2018-2019 | 2019-2020 ^E |
|-------------------------------|------------------------|------------------|------------------|------------------|------------------------|
| Transportation | 1,032,673 | 1,295,309 | 1,729,725 | 1,657,761 | 1,179,116 |
| Accommodation | 332,246 | 448,002 | 551,400 | 501,622 | 372,123 |
| Per diems | 122,117 | 186,016 | 232,779 | 224,582 | 145,010 |
| Hospitality and working meals | 85,856 | 143,401 | 124,048 | 124,727 | 103,198 |
| Miscellaneous | 19,294 | 48,959 | 63,592 | 65,784 | 47,558 |
| Registration fees | 46,817 | 57,479 | 74,293 | 32,436 | 53,301 |
| Sub-total | 1,639,003 | 2,179,166 | 2,775,837 | 2,606,912 | 1,900,306 |
| Revenues ¹ | (34,375) | (29,675) | (30,735) | (132,497) | (155,691) |
| Total | 1,604,628 | 2,149,491 | 2,745,103 | 2,474,416 | 1,744,615 |

^E Election year: the level of activity by associations is usually lower before and after an election day due to the election campaign and the time required for Parliament to resume

¹ Includes membership fees, GAC funding and CPA International Secretariat Exco funding for various activities in the fiscal year 2019-2020

FIGURE 3 – PERCENTAGE OF 2019-2020 ACTIVITY EXPENDITURES BY TYPE

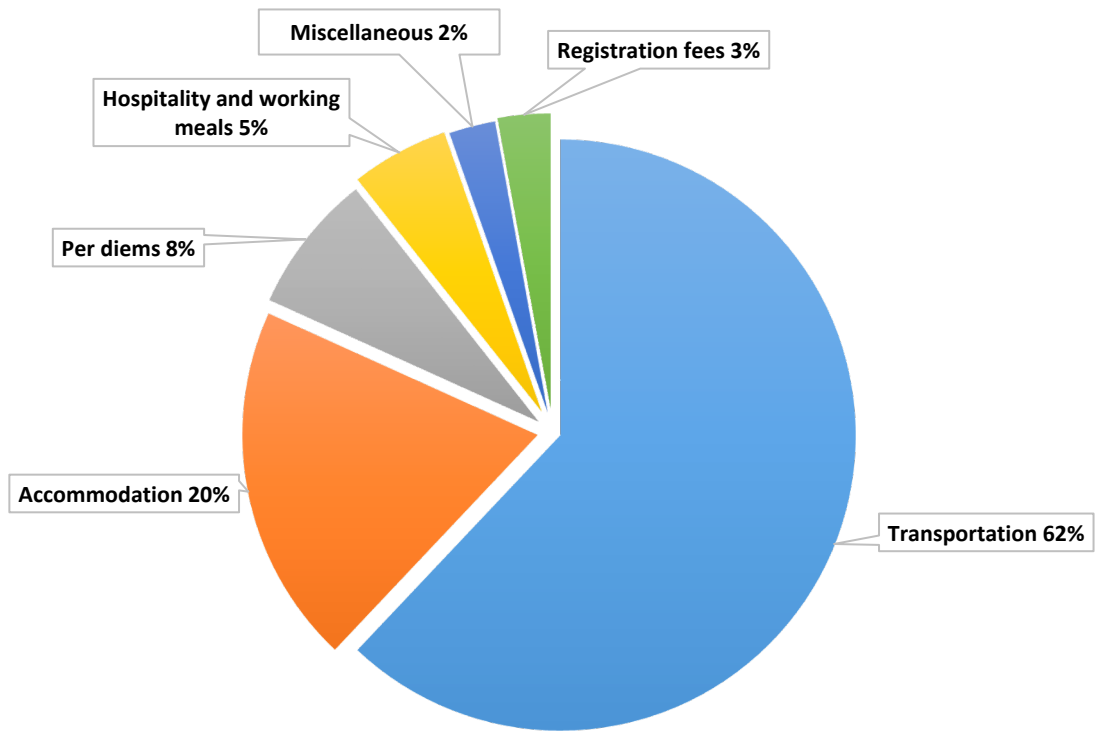


TABLE 6 – TOTAL EXPENDITURES FOR THE 2019-2020 FISCAL YEAR

| Parliamentary Associations | | Allocated Budget - Activities | Amended Budget - Activities ¹ | Expenses | | |
|----------------------------|--|-------------------------------|--|------------------|------------------|------------------|
| | | | | Activities | Contributions | Total |
| CAAF | Canada-Africa Parliamentary Association | 286,000 | 286,000 | 13,897 | | 13,897 |
| CAEU | Canada-Europe Parliamentary Association | 333,000 | 263,000 | 234,275 | | 234,275 |
| SECO | Canadian Delegation to the OSCE Parliamentary Assembly | 222,000 | 242,000 | 225,546 | 293,919 | 519,465 |
| CAPF | Canadian Branch of the <i>Assemblée parlementaire de la Francophonie</i> | 193,000 | 238,205 | 194,114 | 127,107 | 321,221 |
| CCOM | Canadian Branch of the Commonwealth Parliamentary Association | 197,000 | 217,000 | 105,951 | 171,447 | 277,398 |
| UIPU | Canadian Group of the Inter-Parliamentary Union | 195,000 | 195,000 | 79,927 | 436,542 | 516,470 |
| CANA | Canadian NATO Parliamentary Association | 339,000 | 339,000 | 230,790 | 369,783 | 600,573 |
| CPAM | Canadian Section of ParlAmericas | 190,000 | 250,000 | 163,746 | 25,861 | 189,607 |
| CACN | Canada-China Legislative Association | 211,000 | 236,000 | 166,764 | | 166,764 |
| CAFR | Canada-France Interparliamentary Group | 89,000 | 39,000 | 25,710 | | 25,710 |
| CAJP | Canada-Japan Inter-Parliamentary Group | 181,000 | 181,000 | 80,827 | | 80,827 |
| RUUK | Canada-United Kingdom Inter-Parliamentary Association | 72,000 | 72,000 | (1,521) | | (1,521) |
| CEUS | Canada-United States Inter-Parliamentary Group | 324,000 | 267,000 | 223,633 | | 223,633 |
| ICCI | Joint Interparliamentary Council (<i>Operating Expenses</i>) | 1,000 | 1,000 | 956 | | 956 |
| Total² | | 2,833,000 | 2,826,205 | 1,744,615 | 1,424,658 | 3,169,273 |

¹Accounts for JIC approved transfers between associations.

²Differences in totals are due to rounding

FIGURE 4 – PERCENTAGE OF TOTAL EXPENDITURES BY PARLIAMENTARY ASSOCIATION FOR THE 2019-2020 FISCAL YEAR (INCLUDING CONTRIBUTIONS)

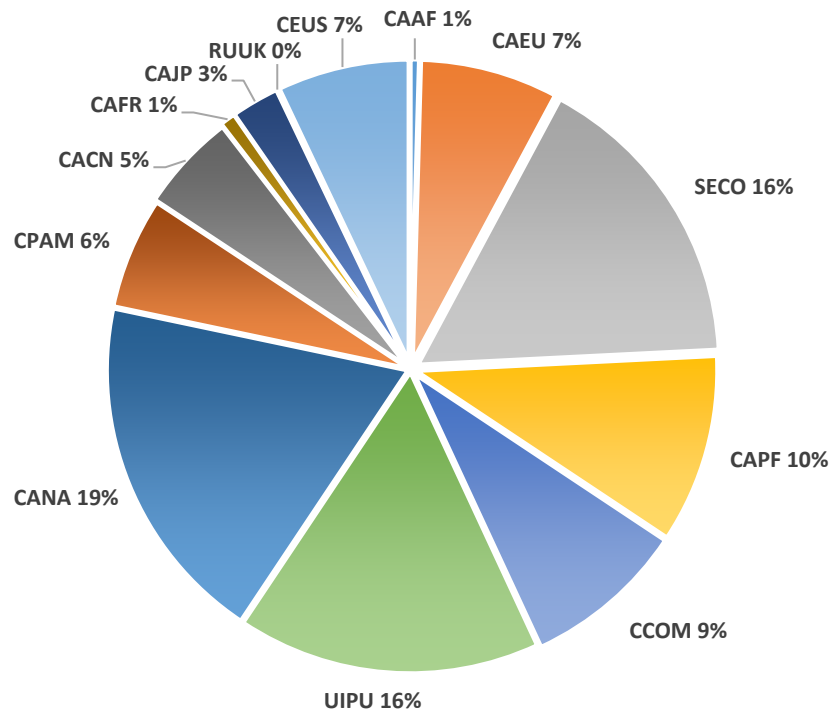
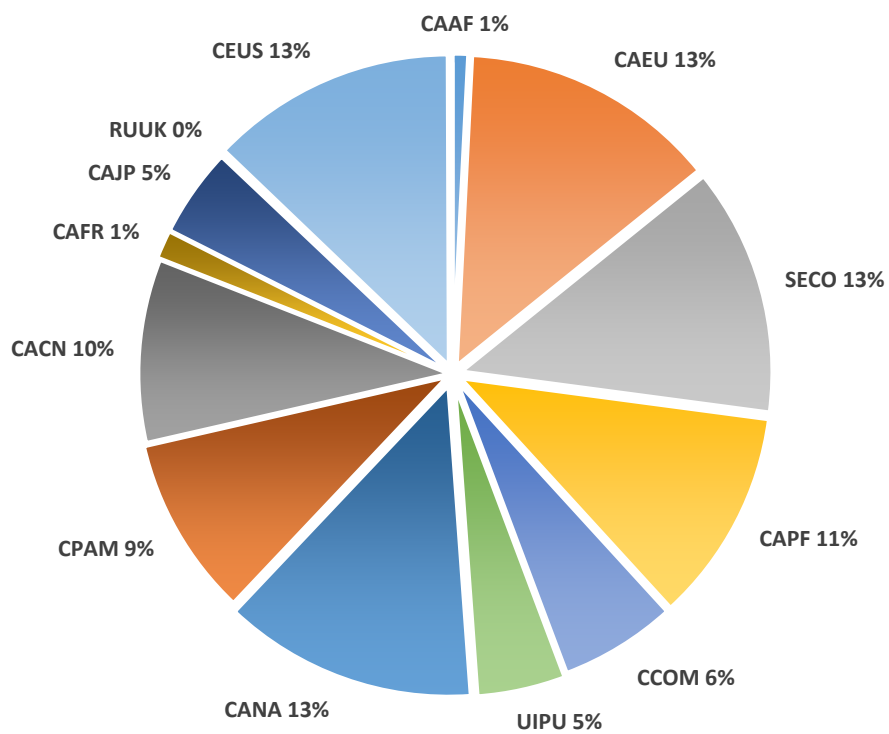


FIGURE 5 – PERCENTAGE OF TOTAL EXPENDITURES BY PARLIAMENTARY ASSOCIATION FOR THE 2019-2020 FISCAL YEAR (EXCLUDING CONTRIBUTIONS)



Section III: Activities and Expenditures by Parliamentary Association



Canada-Africa Parliamentary Association (CAAF)

Objectives

The purpose of the Canada-Africa Parliamentary Association (CAAF) is to encourage exchanges between African and Canadian parliamentarians, to enhance Canadian parliamentarians' understanding of important issues and serious challenges facing the African continent, to propose initiatives to increase the understanding of bilateral and multilateral issues, and to foster cooperation in all areas of undertaking.

Members of the Executive Committee (on March 31, 2020)

| | Senate | House of Commons |
|---------------------|---|--|
| Co-Chairs: | Hon. Jim Munson | Sven Spengemann |
| Vice-Chairs: | Hon. Salma Ataullahjan Hon. René Cormier | Terry Duguid Greg Fergus Heather McPherson Robert Oliphant Gabriel Ste-Marie |
| Directors: | Hon. Mohamed-Iqbal Ravalia, C.M. Hon. Scott Tannas | Michael Cooper Cheryl Gallant Yasmin Ratansi Jamie Schmale |

2019-2020 Activities and Expenditures

The Canada-Africa Parliamentary Association (CAAF) organized a Commemoration of the 25th Anniversary of the Genocide in Rwanda in April 2019. The activities of the Association resumed upon the return of parliamentarians to Ottawa, at the end of 2019. There were a few attempts to determine the date of the next bilateral visit. It was finally agreed that a delegation would be going to eSwatini and Angola the week of March 13-22, 2020. This activity had to be postponed and will be rescheduled as soon as possible in 2020-2021. The delegation was planning to meet with parliamentarians, ministers, public servants, as well as representatives from the business community and civil society, including organizations dedicated to Human Rights.

| Activities | Participants | Transportation | Accommodation | Per Diems | Hospitality and Working Meals | Miscellaneous | Registration Fees | Total |
|--|--------------|----------------|---------------|-----------|-------------------------------|---------------|-------------------|---------------|
| 2019-03-11 – Bilateral Mission – Addis Ababa, Ethiopia and Kigali, Rwanda ¹ | | | | | 208 | 495 | | 704 |
| 2019-04-08 – Commemoration of the 25 th Anniversary of the Genocide in Rwanda – Ottawa, Ontario, Canada | | | | | 2,601 | | | 2,601 |
| 2020-03-14 – Bilateral Visit to Eswatini and Angola – Mbabane, Eswatini and Luanda, Angola ² | | 10,216 | | | 100 | 912 | | 11,227 |
| Executive Meetings, Annual General Meetings, Hospitality and General Operating Expenses | | 150 | | | 830 | 285 | | 1,265 |
| Sub-total | | 10,366 | | | 3,739 | 1,692 | | 15,797 |
| Revenue (membership fees) | | | | | | (1,900) | | (1,900) |
| Total³ | | 10,366 | | | 3,739 | (208) | | 13,897 |

¹Expenditures incurred in 2019-2020 for activity held in 2018-2019

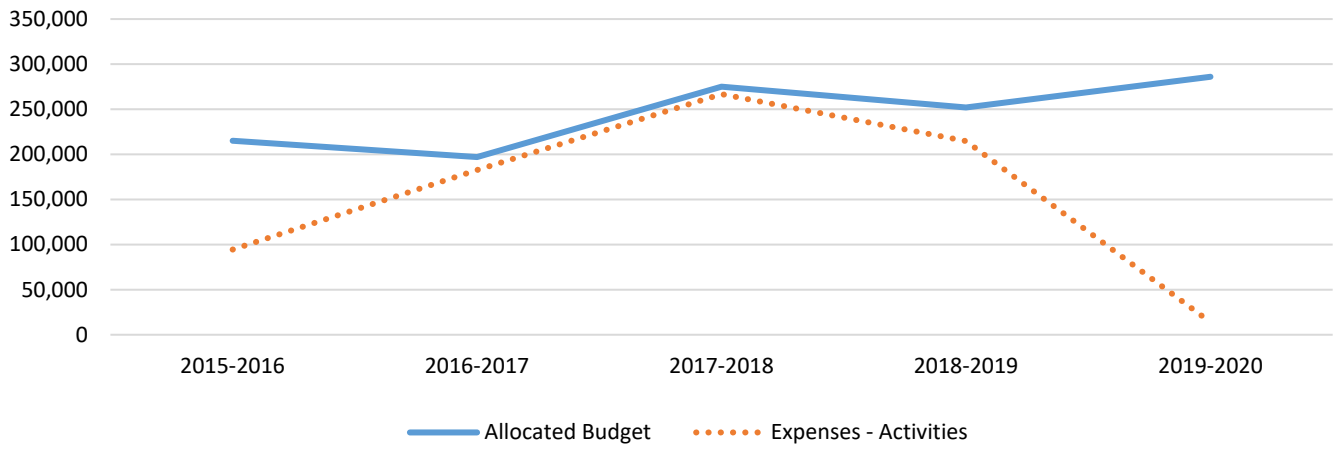
²This visit was postponed due to Covid-19 but still incurred cancellation fees

³Differences in totals are due to rounding

A Five-Year Summary

| Fiscal Year | No. of Members | No. of Activities | Budget | Expenses | |
|-------------|----------------|-------------------|---------|------------|---------------|
| | | | | Activities | Contributions |
| 2015-2016 | 87 | 6 | 215,000 | 94,500 | N/A |
| 2016-2017 | 72 | 8 | 197,000 | 182,677 | |
| 2017-2018 | 82 | 10 | 275,000 | 266,767 | |
| 2018-2019 | 76 | 12 | 252,000 | 214,673 | |
| 2019-2020 | 77 | 3 | 286,000 | 13,897 | |

CAAF - Financial Data - Five Year Summary





Canada-Europe Parliamentary Association (CAEU)

Objectives

The aim of the Canada-Europe Parliamentary Association (CAEU) is to provide a structured forum for the exchange of information and ideas between Canadian parliamentarians and parliamentarians from the European Parliament, the Parliamentary Assembly of the Council of Europe, the Western European Union Assembly, similar European parliamentary organizations such as the Parliamentary Assembly of the OSCE and the Conference of Parliamentarians of the Arctic Region. The Association also seeks to build closer relations between the Parliament of Canada and the individual Parliaments of all countries of Europe.

Members of the Executive Committee (on March 31, 2020)

| | Senate | House of Commons |
|-------------------------|--|---|
| President: | | Scott Simms |
| Vice-Presidents: | Hon. Percy E. Downe | James Maloney |
| Members: | Hon. Peter M. Boehm Hon. Pierrette Ringuette Hon. David M. Wells | Hon. Larry Bagnell, P.C. Stéphane Bergeron Luc Berthold Hon. Steven Blaney, P.C. Don Davies Hon. Hedy Fry, P.C. Yvonne Jones Jamie Schmale |

2019-2020 Activities and Expenditures

During this fiscal year, delegations from the Canada-Europe Parliamentary Association (CAEU) participated in three sessions of the Parliamentary Assembly of the Council of Europe (PACE), in Strasbourg, France: in June 2019, October 2019, and January 2020. These missions allowed delegates to intervene at the plenary sessions and in committees on topics of interest to Canada and to hold bilateral meetings with delegations from European countries. Immediately after the June session of PACE, the delegation travelled to Italy with members of the Canada-Italy interparliamentary Group. The objectives of this mission were to pursue meaningful discussions between Italian and Canadian parliamentarians, to promote a better understanding of the impacts and opportunities created by CETA (the Canada-European Union Comprehensive Economic and Trade Agreement).

In conjunction with the Canada-Portugal Parliamentary Friendship Group, the Association participated in a bilateral mission to Portugal. The objectives of this mission were to promote a better understanding of the impacts and opportunities created by CETA and to allow Canadian parliamentarians to better understand the diversity of the Portuguese socio-economic fabric, and the important investments made in greening its economy.

In May 2019, the Association hosted, in Ottawa, the meeting of the Standing Committee of the Parliamentarians of the Arctic Region (SCPAR). Parliamentarians from six countries, and representatives from three Arctic groups, were present. Two delegates travelled to Strasbourg, in February 2020, to prepare the upcoming September 2020 Conference of Parliamentarians of the Arctic Region.

| Activities | Participants | Transportation | Accommodation | Per Diems | Hospitality and Working Meals | Miscellaneous | Registration Fees | Total |
|---|--------------|----------------|---------------|-----------|-------------------------------|---------------|-------------------|--------|
| 2019-04-15 – Parliamentary Mission to Portugal – Lisbon, Portugal | 8 | 40,672 | 6,118 | 5,607 | 1,818 | 160 | | 54,375 |
| 2019-05-23 – Meeting of the Standing Committee of Parliamentarians of the Arctic Region – Ottawa, Ontario, Canada | | 200 | | | 5,254 | 778 | | 6,232 |
| 2019-06-24 – Third Part of the 2019 Session of the PACE and Parliamentary Mission to Italy – Strasbourg, France and Rome, Italy | 8 | 53,182 | 16,371 | 7,141 | 3,512 | 926 | | 81,132 |
| 2019-09-30 – Fourth Part of the 2019 Session of the PACE – Strasbourg, France | 4 | 26,879 | 5,205 | 4,030 | | 52 | | 36,166 |
| 2020-01-27 – First Part of the 2020 Ordinary Session of the PACE – Strasbourg, France | 3 | 20,686 | 3,813 | 3,611 | | 10 | | 28,120 |
| 2020-02-12 – Meeting of the Standing Committee of Parliamentarians of the Arctic Region – Strasbourg, France | 3 | 25,977 | 1,450 | 1,096 | | | | 28,523 |

| Activities | Participants | Transportation | Accommodation | Per Diems | Hospitality and Working Meals | Miscellaneous | Registration Fees | Total |
|---|--------------|----------------|---------------|---------------|-------------------------------|----------------|-------------------|----------------|
| Executive Meetings, Annual General Meetings, Hospitality and General Operating Expenses | | 167 | | | 3,134 | 225 | | 3,527 |
| Sub-total | | 167,763 | 32,956 | 21,485 | 13,719 | 2151 | | 238,075 |
| Revenue (membership fees) ¹ | | | | | | (3,800) | | (3,800) |
| Total² | | 167,763 | 32,956 | 21,485 | 13,719 | (1,649) | | 234,275 |

¹ Membership fees for CAEU and SECO

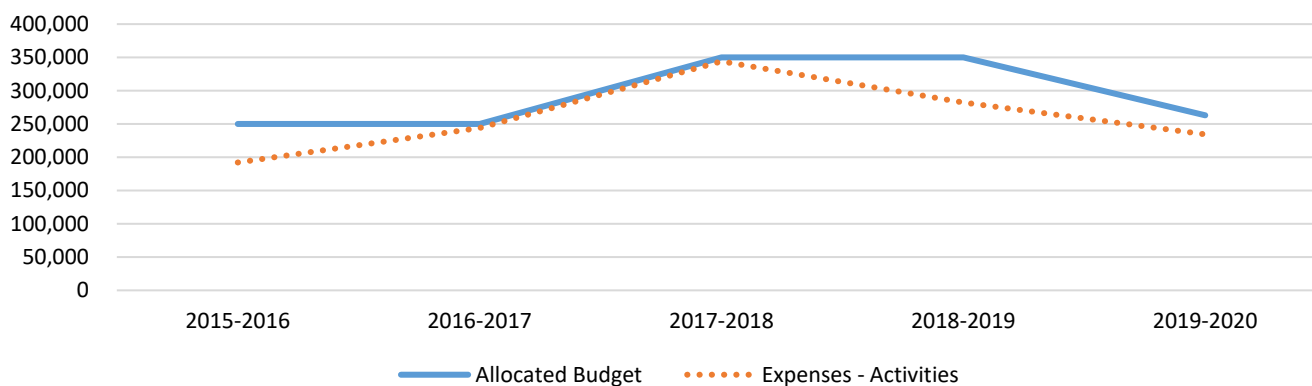
² Differences in totals are due to rounding

A Five-Year Summary

| Fiscal Year | No. of Members ¹ | No. of Activities | Budget | Expenses | |
|-------------|-----------------------------|-------------------|---------|------------|---------------|
| | | | | Activities | Contributions |
| 2015-2016 | 100 | 7 | 250,000 | 192,118 | N/A |
| 2016-2017 | 122 | 13 | 250,000 | 244,000 | |
| 2017-2018 | 134 | 14 | 350,000 | 344,018 | |
| 2018-2019 | 147 | 12 | 350,000 | 282,294 | |
| 2019-2020 | 154 | 11 | 263,000 | 234,275 | |

¹ Number of Members for CAEU and SECO

CAEU - Financial Data - Five Year Summary



Canadian Delegation to the OSCE Parliamentary Assembly (SECO)



Objectives

The Canadian Delegation to the OSCE Parliamentary Assembly (SECO) exists within the rubric of the Canada-Europe Parliamentary Association, sharing the same membership and addressing the same objective of providing a forum for the exchange of information and ideas between Canadian parliamentarians and the OSCE Parliamentary Assembly (OSCE PA), as well as providing opportunities to identify mutual goals and issues of common concern, and striving for their attainment and solution. The primary purpose of the OSCE PA, the parliamentary arm of the OSCE, is to facilitate interparliamentary dialogue and to issue recommendations to the OSCE concerning its three dimensions of action: the politico-military dimension, the economic and environmental dimension, and the human dimension.

Director of the Canadian Delegation to the OSCE Parliamentary Assembly (on March 31, 2020)

| | Senate | House of Commons |
|-----------------|---------------|-------------------------------------|
| Director | | Hon. Hedy Fry, P.C. |

2019-2020 Activities and Expenditures

During fiscal year 2019–2020, the Canadian Delegation to the Organization for Security and Co-operation in Europe Parliamentary Assembly (OSCE PA) participated in three meetings: the 28th Annual Session in Luxembourg City, Luxembourg, the Autumn Meeting in Marrakesh, Morocco, and the Winter Meeting in Vienna, Austria. At the three meetings, Canadian delegates had the chance to speak and contribute to the plenary discussions in order to advocate Canada’s values, and they were also able to listen and learn more about the positions of the other participating countries. The OSCE delegates also took part in two election observation missions in Ukraine, namely the second round of the presidential election in April 2019 and the parliamentary election in July 2019.

| Activities | Participants | Transportation | Accommodation | Per Diems | Hospitality and Working Meals | Miscellaneous | Revenue | Total |
|---|--------------|----------------|---------------|---------------|-------------------------------|---------------|-----------------|----------------|
| 2019-04-21 – 2nd Round - Presidential Election Observation Mission – Kyiv, Ukraine ¹ | 9 | 85,140 | 7,921 | 2,712 | 1,502 | 652 | (65,692) | 32,235 |
| 2019-07-04 – 28th Annual Session – Luxembourg City, Luxembourg | 12 | 78,654 | 32,572 | 9,454 | 1,046 | | | 121,726 |
| 2019-07-21 – Parliamentary Election Observation Mission – Kyiv, Ukraine | 4 | 17,425 | 3,069 | 1,579 | | 370 | (5,750) | 16,692 |
| 2019-10-04 – Autumn Meeting – Marrakesh, Morocco | 4 | 27,075 | 5,460 | 2,259 | | | | 34,795 |
| 2020-02-20 – 19th Winter Meeting – Vienna, Austria | 4 | 14,211 | 3,307 | 2,301 | 51 | 206 | | 20,076 |
| Executive Meetings, Annual General Meetings, Hospitality and General Operating Expenses | | 23 | | | | | | 23 |
| Total² | | 222,528 | 52,330 | 18,305 | 2,599 | 1,227 | (71,442) | 225,546 |

¹Revenue contributed by Global Affairs Canada

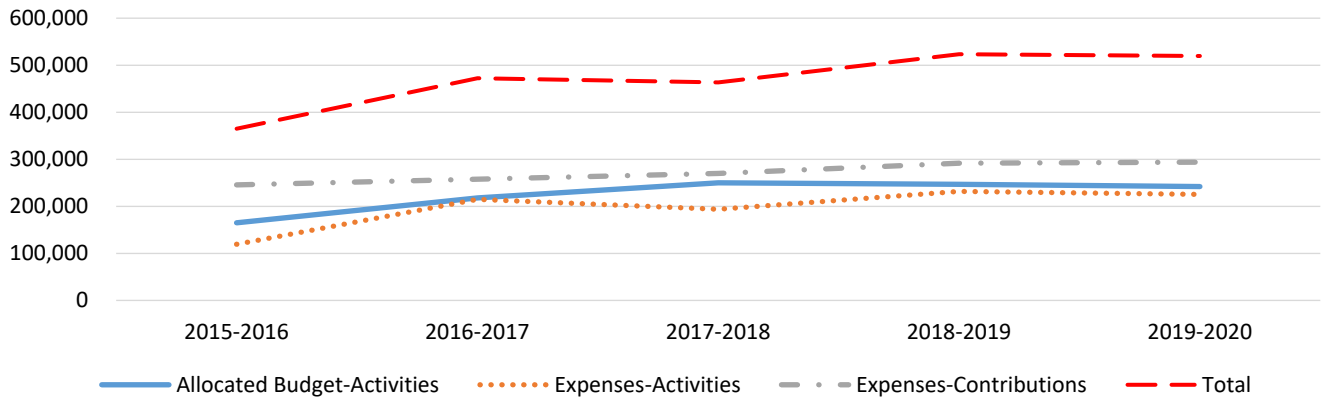
²Differences in totals are due to rounding

A Five-Year Summary

| Fiscal Year | No. of Members ¹ | No. of Activities | Budget | Expenses | | |
|-------------|-----------------------------|-------------------|---------|------------|---------------|---------|
| | | | | Activities | Contributions | Total |
| 2015-2016 | 147 | 2 | 165,000 | 119,395 | 245,630 | 365,025 |
| 2016-2017 | 122 | 5 | 218,000 | 214,826 | 257,558 | 472,384 |
| 2017-2018 | 134 | 6 | 250,000 | 193,658 | 269,893 | 463,551 |
| 2018-2019 | 147 | 6 | 247,000 | 231,770 | 291,631 | 523,401 |
| 2019-2020 | 154 | 5 | 242,000 | 225,546 | 293,919 | 519,465 |

¹Number of Members of CAEU and SECO

SECO - Financial Data - Five Year Summary



Canadian Branch of the *Assemblée parlementaire de la Francophonie* (CAPF)



Objectives

The Parliament of Canada is a founding member and plays an important role within the *Assemblée parlementaire de la Francophonie* (APF). The objectives of the Canadian Branch of the *Assemblée parlementaire de la Francophonie* (CAPF) are: to encourage initiatives which promote the spread of the French language; to encourage the study of cultural, economic and social matters of common interest in order to bring about close cooperation among parliamentarians who are members of the APF and to help establish genuine intercultural dialogue. Finally, the CAPF seeks to encourage activities and events likely to lead to exchanges among federal and provincial parliamentarians and their counterparts in other French-speaking countries.

Members of the Executive Committee (on March 31, 2020)

| | Senate | House of Commons |
|-------------------------|--|--|
| President: | | Francis Drouin |
| Vice-Presidents: | | Alexis Brunelle-Duceppe Chris d'Entremont |
| Members: | Hon. Jean-Guy Dagenais Hon. Dennis Dawson Hon. Éric Forest | Joël Godin Marie-France Lalonde Richard Martel Darrell Samson |

2019-2020 Activities and Expenditures

Members of CAPF have official roles in the APF's institutional bodies and continued their ongoing participation in the various committees and networks throughout this past fiscal year. Under this context, CAPF hosted the meeting of the Parliamentary Affairs Commission in Ottawa, Canada in April 2019. Then, in May 2019, CAPF attended the meeting of the Cooperation and Development Commission in Phnom Penh, Cambodia.

In addition, in July 2019, CAPF attended the Bureau Meeting and the 45th Ordinary Session of the APF in Abidjan, Ivory Coast, which brought together some 300 participants from approximately 50 branches. It also attended 35th Session of the APF's Regional Assembly of the Americas, in Victoria, Canada. Later, in October, CAPF took part in the 29th Annual meeting of the *Fédération nationale des conseils scolaires francophones* in Winnipeg, Canada. In November, CAPF attended the 2nd Conference on Sahel in New York, USA; the Parliamentary Network fighting against HIV/AIDS, Tuberculosis and Malaria in Kinshasa, RDC and a parliamentary seminar in Brazzaville, Congo. Finally, In December, CAPF attended a seminar on Universal Periodic Review of the UNHCR in Geneva, Switzerland.

To begin 2020, CAPF attended another Bureau Meeting of APF in Dakar, Senegal. From February to March 2020, all meetings scheduled were cancelled in the light of the COVID-19 Pandemic.

| Activities | Participants | Transportation | Accommodation | Per Diems | Hospitality and Working Meals | Miscellaneous | Registration Fees | Total |
|---|--------------|----------------|---------------|-----------|-------------------------------|---------------|-------------------|--------|
| 2019-04-24 – Meeting of the APF Parliamentary Affairs Committee – Ottawa, Ontario, Canada | | 968 | | | 11,652 | 667 | | 13,288 |
| 2019-04-25 – Ceremony of the " <i>Ordre de la Pléiade</i> " – Ottawa, Ontario, Canada | | | | | 5,428 | 6,467 | | 11,895 |
| 2019-05-03 – Meeting of the APF Cooperation and Development Committee – Phnom Penh, Cambodia | 4 | 25,035 | | 2,205 | 25 | 146 | | 27,410 |
| 2019-07-04 – Bureau Meeting and 45th Annual Session of the " <i>Assemblée parlementaire de la Francophonie</i> " (APF) – Abidjan, Ivory Coast | 8 | 46,785 | 11,539 | 5,133 | | 993 | | 64,449 |
| 2019-08-11 – 35th Regional Assembly and Conference of Branch Chairs of the America Region – Victoria, British Columbia, Canada | 3 | 2,589 | 2,412 | 464 | | | 600 | 6,065 |
| 2019-10-24 – Annual Congress of the " <i>Fédération nationale des conseils scolaires francophones</i> " (FNCSF) – Winnipeg, Manitoba, Canada | 1 | 1,328 | 3,315 | 205 | | | | 4,849 |
| 2019-11-14 – 2nd Parliamentary Conference on the G5 Sahel – New York, New York, United States of America | 1 | 22 | | | | | | 22 |

| Activities | Participants | Transportation | Accommodation | Per Diems | Hospitality and Working Meals | Miscellaneous | Registration Fees | Total |
|--|--------------|----------------|---------------|---------------|-------------------------------|---------------|-------------------|----------------|
| 2019-11-14 – Parliamentary seminar on the theme “Democracy, good governance, status and role of the opposition” – Brazzaville, Republic of the Congo | 1 | 365 | | | | 214 | | 578 |
| 2019-11-18 – Meeting of the Parliamentary Network on HIV/AIDS, Tuberculosis and Malaria – Kinshasa, Democratic Republic of Congo | 2 | 19,133 | 2,039 | 1,076 | | 755 | | 23,002 |
| 2019-12-10 – Workshop on enhancing the role of parliamentarians from member states of the “ <i>Organisation internationale de la Francophonie</i> ” in the Universal Periodic Review Process – Geneva, Switzerland | 3 | 7,050 | 1,004 | 1,063 | | 129 | | 9,245 |
| 2020-01-28 – Bureau Meeting of the APF – Dakar, Senegal | 3 | 20,487 | 4,433 | 1,362 | | 655 | | 26,938 |
| 2020-03-31 – Meeting of the APF Network of Parliamentarian Women – French Polynesia ¹ | | 4,578 | | | | | | 4,578 |
| 2020-03-03 – Meeting of the APF Political Committee – Bucharest, Romania ¹ | | 916 | | | | | | 916 |
| 2020-03-05 – Meeting of the APF Cooperation and Development Committee – Bucharest, Romania ¹ | | 683 | | | | | | 683 |
| Executive Meetings, Annual General Meetings, Hospitality and General Operating Expenses | | 294 | | | 1,418 | 60 | | 1,772 |
| Sub-total | | 130,233 | 24,741 | 11,508 | 18,523 | 10,085 | 600 | 195,689 |
| Revenue (membership fees) | | | | | | (1,575) | | (1,575) |
| Total² | | 130,233 | 24,741 | 11,508 | 18,523 | 8,510 | 600 | 194,114 |

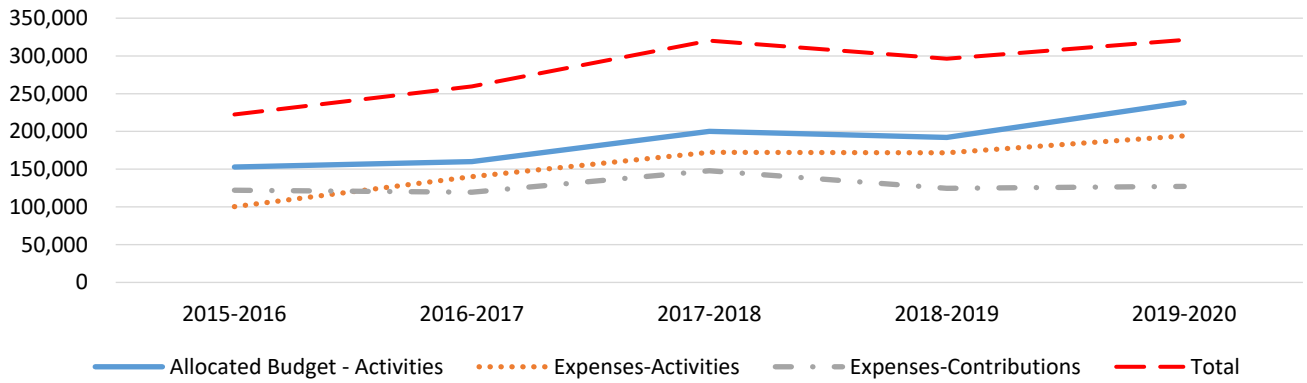
¹This visit was cancelled due to Covid-19 but still incurred cancellation fees and reimbursements

²Differences in totals are due to rounding

A Five-Year Summary

| Fiscal Year | No. of Members | No. of Activities | Budget | Expenses | | |
|-------------|----------------|-------------------|---------|------------|---------------|---------|
| | | | | Activities | Contributions | Total |
| 2015-2016 | 41 | 8 | 152,860 | 100,387 | 122,075 | 222,462 |
| 2016-2017 | 44 | 20 | 160,000 | 140,145 | 119,495 | 259,640 |
| 2017-2018 | 51 | 24 | 200,000 | 172,402 | 147,899 | 320,300 |
| 2018-2019 | 53 | 25 | 192,000 | 171,726 | 124,639 | 296,365 |
| 2019-2020 | 63 | 15 | 238,205 | 194,114 | 127,107 | 321,221 |

CAPF - Financial Data - Five Year Summary



Canadian Branch of the Commonwealth Parliamentary Association (CCOM)



Objectives

The Canadian Branch of the Commonwealth Parliamentary Association (CCOM) provides the primary means for the Parliament of Canada to hold regular consultation with members of the Commonwealth Parliaments. As the parliamentary wing of the Commonwealth, the Commonwealth Parliamentary Association seeks to foster the study of and respect for parliamentary institutions. It pursues these objectives by means of annual Commonwealth parliamentary conferences and regional conferences; the interchange of delegations; seminars; and publications, notably *The Parliamentarian* (the Journal of Commonwealth Parliaments) and a wide range of resources on the CPA website www.cpahq.org.

Members of the Executive Committee (on March 31, 2020)

| | Senate | House of Commons |
|-------------------------|---|---|
| President: | | Yasmin Ratansi |
| Vice-Presidents: | Hon. Terry M. Mercer | Terry Duguid |
| Members: | Hon. Stephen Greene Hon. Michael L. MacDonald Hon. Marilou McPhedran Hon. Rosemary Moodie Hon. Yuen Pau Woo | Sean Casey Kerry Diotte Marie-Hélène Gaudreau Jasraj Singh Hallan Gord Johns Robert Kitchen Jamie Schmale Brenda Shanahan Salma Zahid |

2019-2020 Activities and Expenditures

Over the course of this fiscal year, the Canadian Branch of the Commonwealth Parliamentary Association (CCOM) participated in regional and specialized conferences and seminars as well as bilateral visits. In July 2019, CCOM attended the CPA Regional Conference in Halifax and maintained a strong presence in these meetings, with active participation not only during the Conference but also during the activities of the Commonwealth Women Parliamentarians (CWP) Canada Region. CCOM also participated in the Regional Seminar in Victoria, British Columbia. As usual, CCOM also sent parliamentarians to London for training on Westminster practices. In September 2019, a CCOM delegation represented the Canadian Branch at the 64th Commonwealth Parliamentary Conference (CPC) in Kampala, Uganda. The presence of the Canadian delegation secured Canada as host of the next conference, which was scheduled to take place in January 2021 in Halifax, but later postponed until August 2021 due to the COVID-19 global pandemic. CCOM conducted bilateral visits to the Caribbean in Port of Spain, Trinidad and Tobago and Bridgetown, Barbados in January 2020 to continue to strengthen the relationship with its counterparts. These visits provided opportunities to delegates to discuss shared regional and global concerns, explore growing trade and investment partnerships and foster people-to-people ties.

| Activities | Participants | Transportation | Accommodation | Per Diems | Hospitality and Working Meals | Miscellaneous | Revenue | Registration Fees | Total |
|---|--------------|----------------|---------------|-----------|-------------------------------|---------------|----------|-------------------|---------|
| 2019-04-11 – Executive Committee Meeting (EXCO) – Ottawa, Ontario, Canada ¹ | | 3,942 | 17,989 | | 19,323 | 1,240 | (51,521) | | (9,027) |
| 2019-04-30 – National Student Commonwealth Forum – Ottawa, Ontario, Canada | | | | | 2,194 | | | | 2,194 |
| 2019-07-14 – 57th Canadian Regional Conference – Halifax, Nova Scotia, Canada ² | 7 | 3,088 | 6,362 | 1,116 | | 77 | (1,453) | 2,450 | 11,639 |
| 2019-09-22 – 64th Commonwealth Parliamentary Conference – Kampala, Uganda | 9 | 27,875 | 15,111 | 3,607 | | 2,026 | | | 48,618 |
| 2019-10-17 – 41st Canadian Regional Parliamentary Seminar – Victoria, British Columbia, Canada | 3 | 405 | 977 | 243 | | | | 900 | 2,525 |
| 2019-11-25 – 68th Westminster Seminar on Effective Parliaments – London, United Kingdom | 2 | 4,364 | 4,786 | 1,917 | | | | 1,010 | 12,077 |
| 2020-01-18 – Bilateral Visit to the Caribbean – Port of Spain, Trinidad and Tobago and Bridgetown, Barbados | 5 | 9,761 | 11,809 | 4,316 | 706 | 551 | | | 27,142 |
| 2020-01-18 CPA EXCO Coordinating Committee Meeting – London, United Kingdom ³ | 1 | | | | | | | | |
| 2020-02-27 – CPA EXCO Coordinating Committee Meeting – London, United Kingdom ³ | 1 | 92 | | 299 | | | | | 391 |

Section III: Activities and Expenditures - Canadian Branch of the Commonwealth Parliamentary Association (CCOM)

| Activities | Participants | Transportation | Accommodation | Per Diems | Hospitality and Working Meals | Miscellaneous | Revenue | Registration Fees | Total |
|--|--------------|----------------|---------------|---------------|-------------------------------|---------------|-----------------|-------------------|----------------|
| 2020-03-09 – Commonwealth Day – Ottawa, Ontario, Canada | | | | | 1,741 | | | | 1,741 |
| 2020-03-16 – Bilateral Visit to Cameroon and Ghana – Yaoundé, Cameroon and Accra, Ghana ⁴ | | 8,218 | | | 164 | 1,137 | | | 9,519 |
| Executive Meetings, Annual General Meetings, Hospitality and General Operating Expenses | | 62 | | | 1,875 | 94 | | | 2,032 |
| Sub-total | | 57,806 | 57,033 | 11,498 | 26,003 | 5,125 | (52,974) | 4,360 | 108,851 |
| Revenue (membership fees) | | | | | | (2,900) | | | (2,900) |
| Total⁵ | | 57,806 | 57,033 | 11,498 | 26,003 | 2,225 | (52,974) | 4,360 | 105,951 |

¹Revenue: fixed payment made by CPA International Secretariat Exco

²Revenue contributed by Commonwealth Women Parliamentarians (CWP) Canadian Region

³Partial or total expenses paid by the CPA International Secretariat Exco

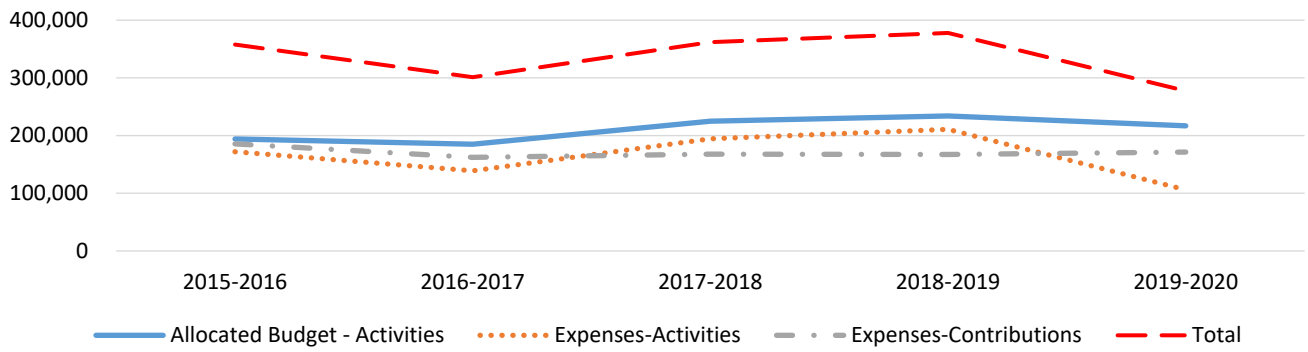
⁴This visit was cancelled due to Covid-19 but still incurred cancellation fees.

⁵Differences in totals are due to rounding

A Five-Year Summary

| Fiscal Year | No. of Members | No. of Activities | Budget | Expenses | | |
|-------------|----------------|-------------------|---------|------------|---------------|---------|
| | | | | Activities | Contributions | Total |
| 2015-2016 | 134 | 22 | 194,000 | 172,002 | 185,631 | 357,633 |
| 2016-2017 | 110 | 18 | 185,000 | 139,082 | 162,234 | 301,316 |
| 2017-2018 | 127 | 19 | 225,000 | 194,299 | 167,726 | 362,025 |
| 2018-2019 | 139 | 15 | 234,000 | 210,783 | 167,111 | 377,893 |
| 2019-2020 | 118 | 12 | 217,000 | 105,951 | 171,447 | 277,398 |

CCOM - Financial Data - Five Year Summary





Inter-Parliamentary Union

Canadian Group of the Inter-Parliamentary Union (UIPU)

Objectives

The Inter-Parliamentary Union (IPU) is the international organization of Parliaments of sovereign States. The IPU works for peace and cooperation among peoples and for the firm establishment of representative institutions. To that end, it: fosters contacts, coordination, and the exchange of experience among Parliaments and parliamentarians of all countries; considers questions of international interest and concern and expresses its views on such issues in order to bring about action by Parliaments and parliamentarians; contributes to the defence and promotion of human rights; and, contributes to better knowledge of the working of representative institutions and to the strengthening and development of their means of action. The activities of the IPU provide important opportunities for exchanges. The objectives of the delegations of the Canadian Group of the Inter-Parliamentary Union are to represent the values, interests and points of view of Canada in this forum.

Members of the Executive Committee (on March 31, 2020)

| | Senate | House of Commons |
|------------------------|--|---|
| President: | | Hon. David J. McGuinty, P.C. |
| Vice-President: | Hon. Salma Ataullahjan | |
| Past-President: | | Nathaniel Erskine-Smith |
| Members: | Hon. Robert Black Hon. Mohamed-Iqbal Ravalia, C.M. Hon. Raymonde Saint-Germain | Hon. Steven Blaney, P.C. Greg Fergus Marilène Gill Hon. Michelle Rempel Garner , P.C. Jamie Schmale Brenda Shanahan Sven Spengemann |

2019-2020 Activities and Expenditures

A delegation of the Canadian Group of the Inter-Parliamentary Union (CG-IPU) attended the 140th Assembly of the IPU in Doha, Qatar, in April 2019. A second delegation attended the 141st Assembly, held in Belgrade, Serbia in October 2019. This second delegation was composed entirely of senators as the Assembly took place during an election period. IPU Assemblies are opportunities for Canadian parliamentarians to engage with colleagues from member countries on questions related to democracy, the rule of law, human rights and gender equality. Members of the CG-IPU are active in the IPU's institutional bodies, in particular the IPU's Executive Committee, Committee on Middle East Questions, the Bureau of Women Parliamentarians, and the Bureau of the Committee on Democracy and Human Rights.

The CG-IPU also met with a parliamentary delegation from New Zealand during this fiscal year to discuss matters of mutual interest.

| Activities | Participants | Transportation | Accommodation | Per Diems | Hospitality and Working Meals | Miscellaneous | Registration Fees | Total |
|--|--------------|----------------|---------------|---------------|-------------------------------|----------------|-------------------|---------------|
| 2019-04-04 – 140th IPU Assembly and related meetings – Doha, Qatar | 8 | 989 | 14,673 | 10,914 | 1,057 | 131 | | 27,764 |
| 2019-05-14 – Information seminar on the structure and the functioning of the Inter-Parliamentary Union – Geneva, Switzerland | 1 | 2,872 | 830 | 1,418 | | | | 5,120 |
| 2019-10-13 – 141st IPU Assembly and related meetings – Belgrade, Serbia | 6 | 27,587 | 9,299 | 4,480 | | 401 | | 41,768 |
| 2020-04-13 – 142nd IPU Assembly and related meetings – Geneva, Switzerland ¹ | | 5,400 | | | | | | 5,400 |
| Executive Meetings, Annual General Meetings, Hospitality and General Operating Expenses | | 18 | | | 1,823 | 60 | | 1,901 |
| Sub-total | | 36,866 | 24,803 | 16,812 | 2,879 | 592 | | 81,952 |
| Revenue (membership fees) | | | | | | (2,025) | | (2,025) |
| Total² | | 36,866 | 24,802 | 16,812 | 2,879 | (1,433) | | 79,927 |

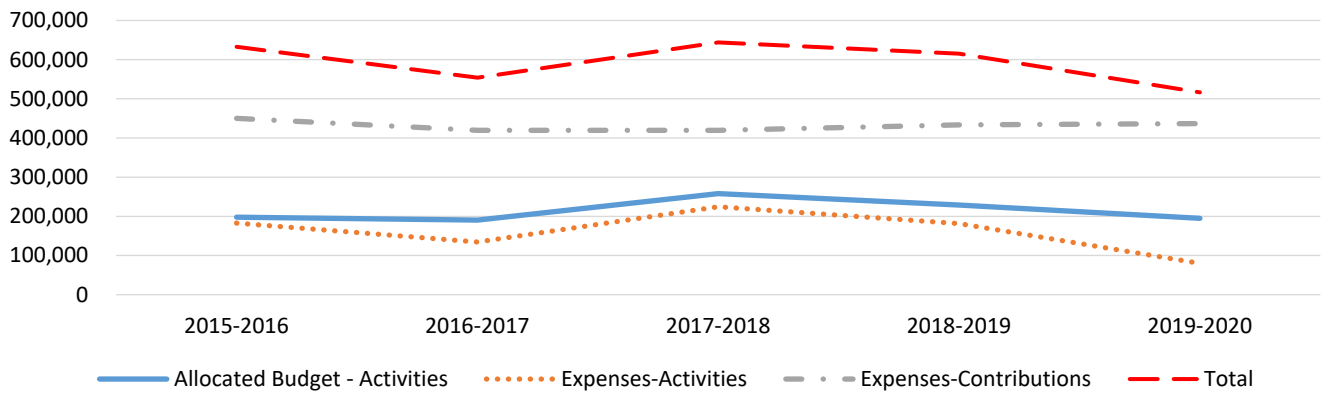
¹Expenditures incurred in 2019-2020 for an activity to be held in 2020-2021. Activity was cancelled due to Covid-19

²Differences in totals are due to rounding

A Five-Year Summary

| Fiscal Year | No. of Members | No. of Activities | Budget | Expenses | | |
|-------------|----------------|-------------------|---------|------------|---------------|---------|
| | | | | Activities | Contributions | Total |
| 2015-2016 | 101 | 11 | 197,825 | 182,504 | 450,088 | 632,592 |
| 2016-2017 | 79 | 7 | 190,402 | 134,428 | 419,697 | 554,126 |
| 2017-2018 | 90 | 15 | 258,000 | 224,417 | 419,526 | 643,944 |
| 2018-2019 | 83 | 9 | 229,000 | 181,612 | 433,422 | 615,034 |
| 2019-2020 | 82 | 6 | 195,000 | 79,927 | 436,542 | 516,470 |

UIPU - Financial Data - Five Year Summary





Canadian NATO Parliamentary Association (CANA)

Objectives

The aim of the Canadian NATO Parliamentary Association (CANA) is to increase knowledge of the concerns of the NATO Parliamentary Assembly among parliamentarians. The Assembly has its headquarters in Brussels but is completely independent of the official NATO structure. It provides a forum for parliamentarians from the NATO member countries to study and discuss matters of common concern during its Spring and Autumn Sessions. The Assembly's work deals with social, cultural, political and economic questions, as well as military matters, all of which are of vital concern to NATO member countries. Parliamentarians participate in meetings and information exchanges mainly in Europe and North America but also in Asia and Africa, as well as in the regular Assembly Sessions.

Members of the Executive Committee (on March 31, 2020)

| | Senate | House of Commons |
|---------------------|---|---|
| Chair: | | Karen McCrimmon |
| Vice-Chairs: | | Cheryl Gallant Michael Levitt |
| Counsellors: | Hon. Pierre-Hugues Boisvenu Hon. Pierre J. Dalphond Hon. Mohamed-Iqbal Ravalia, C.M. Hon. Vernon White | Michel Boudrias Darren Fisher Jack Harris Hon. John McKay, P.C. Pierre Paul-Hus Jamie Schmale Brenda Shanahan |

2019-2020 Activities and Expenditures

In May 2019, a delegation of six parliamentarians traveled to Bratislava, Slovakia, for the spring session of the NATO Parliamentary Assembly (NATO PA), and six members also attended the annual session in London, United Kingdom, in October 2019. During these meetings, delegates participated in drafting committee reports, met political leaders and spoke during the plenary sitting. In December 2019, CANA made its annual trip to Washington for the 19th Parliamentary Transatlantic Forum to talk to U.S. government officials and members of Congress. In February 2020, parliamentarians attended the joint meeting of the Defence and Security Committee, the Economics and Security Committee and the Political Committee in Brussels. Activities included discussions at the new NATO headquarters with Nancy Pelosi, Speaker of the U.S. House of Representatives, and the NATO Secretary General. In June 2019, a parliamentarian visited Beijing and Shanghai, China, with a delegation of the Sub-Committee on Future Security and Defence and Security Committee and lastly, two parliamentarians attended the Ukraine-NATO Interparliamentary Council (UNIC) in Lviv, Ukraine.

| Activities | Participants | Transportation | Accommodation | Per Diems | Hospitality and Working Meals | Miscellaneous | Registration Fees | Total |
|---|--------------|----------------|---------------|---------------|-------------------------------|----------------|-------------------|----------------|
| 2019-05-31 – Spring Session – Bratislava, Slovak Republic | 8 | 45,429 | 11,328 | 4,469 | | | | 61,226 |
| 2019-06-10 – Meeting of the Sub-Committee on Future Security and Defence (DSCFC) – Beijing and Shanghai, China | 1 | 1,425 | 2,082 | 1,028 | | | | 4,535 |
| 2019-06-24 – Meeting of the Ukraine-NATO Interparliamentary Council (UNIC) – Lviv, Ukraine | 2 | 13,657 | 671 | 436 | | | | 14,763 |
| 2019-10-11 – 65th Annual Session – London, United Kingdom | 9 | 25,398 | 15,076 | 8,801 | | | | 49,275 |
| 2019-12-09 – Parliamentary Transatlantic Forum – Washington, D.C., United States of America | 6 | 7,514 | 7,812 | 2,848 | | | 1,293 | 19,467 |
| 2020-02-17 – Joint Meeting of the Defence and Security Committee (DSC), the Economics and Security Committee (ESC) and the Political Committee (PC) – Brussels, Belgium | 9 | 55,465 | 10,632 | 3,841 | | | | 69,939 |
| 2020-03-27 – Standing Committee Meeting – Luxembourg, Luxembourg ^{1&2} | | 2,759 | | | | | | 2,759 |
| 2020-05-22 – Spring Session – Kyiv, Ukraine ^{1&3} | | 12,530 | | | | | | 12,530 |
| Executive Meetings, Annual General Meetings, Hospitality and General Operating Expenses | | | | | 618 | 3 | | 620 |
| Sub-total | | 164,177 | 47,602 | 21,423 | 618 | 3 | 1,293 | 235,115 |
| Revenue (membership fees) | | | | | | (4,325) | | (4,325) |
| Total⁴ | | 164,177 | 47,602 | 21,423 | 618 | (4,322) | 1,293 | 230,790 |

¹ This activity was issued a refund in fiscal year 2020-2021 due to Covid-19

² This visit was cancelled due to Covid-19 but still incurred cancellation fees

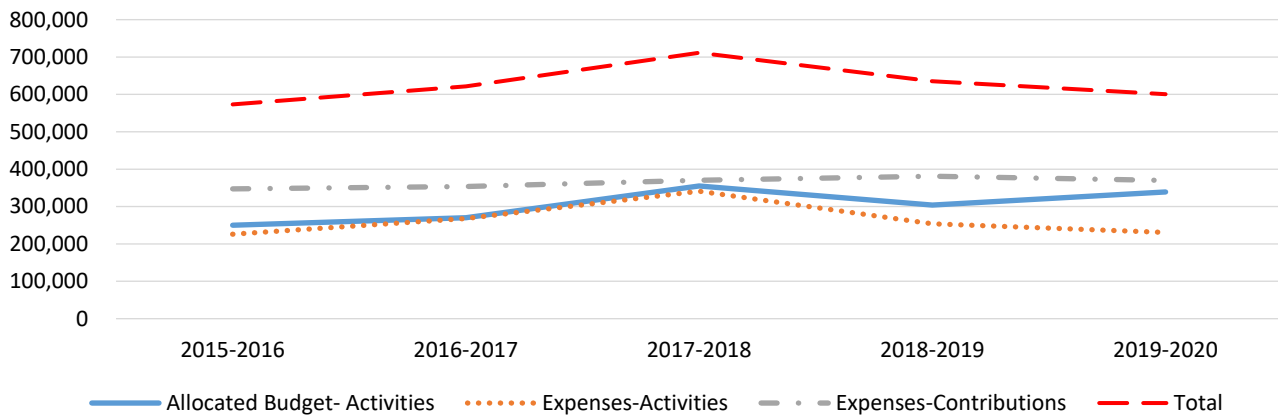
³ Expenditures incurred in 2019-2020 for an activity to be held in 2020-2021. Activity was cancelled due to Covid-19

⁴ Differences in totals are due to rounding

A Five-Year Summary

| Fiscal Year | No. of Members | No. of Activities | Budget | Expenses | | |
|-------------|----------------|-------------------|---------|------------|---------------|---------|
| | | | | Activities | Contributions | Total |
| 2015-2016 | 105 | 11 | 250,000 | 225,977 | 347,260 | 573,237 |
| 2016-2017 | 99 | 15 | 270,000 | 267,801 | 353,693 | 621,494 |
| 2017-2018 | 112 | 15 | 355,000 | 340,965 | 370,404 | 711,369 |
| 2018-2019 | 286 | 12 | 304,000 | 254,022 | 381,126 | 635,148 |
| 2019-2020 | 175 | 9 | 339,000 | 230,790 | 369,783 | 600,573 |

CANA - Financial Data - Five Year Summary



Canadian Section of ParlAmericas (CPAM)



Objectives

Recognizing that strengthening democracy, creating prosperity and realizing human potential are the hemisphere's most pressing priorities, the objectives of the Canadian Section of ParlAmericas (CPAM) are: to promote parliamentary participation in the inter-American system and to contribute to interparliamentary dialogue; to maintain contact with parliamentary representatives of member states of the Organization of American States (OAS); and, to seek to meet periodically with all such representatives, for joint public discussions of common problems and objectives.

Members of the Executive Committee (on March 31, 2020)

| | Senate | House of Commons |
|---------------------|--|---|
| Chair: | | Marc G. Serré |
| Vice-Chairs: | Hon. Rosa Galvez | Julie Dzerowicz |
| Counsellors: | Hon. Julie Miville-Dechêne Hon. Michael L. MacDonald Hon. Raymonde Saint-Germain | Hon. Steven Blaney, P.C. Richard Cannings Stephanie Kusie Soraya Martinez Ferrada Simon-Pierre Savard-Tremblay Jamie Schmale |

2019-2020 Activities and Expenditures

In May 2019, the Canadian Section of ParlAmericas (CPAM) hosted Open Parliament Day in Ottawa to discuss co-operation with civil society, as well as parliamentary openness and transparency. This event was part of the Open Government Partnership's 6th Global Summit, hosted by the Government of Canada. In addition, the CPAM visited five countries in 2019 for ParlAmericas activities and one bilateral mission. In June 2019, a delegation participated in the 11th Gathering of ParlAmericas' Parliamentary Network for Gender Equality, which was held in Mexico and focused on the theme of achieving balance in the workplace. In August 2019, CPAM participated in the 4th Gathering of the Parliamentary Network on Climate Change, in Suriname, during which Senator Rosa Galvez was elected vice-president of the network. In addition, there were discussions about the impacts of climate change and the measures to be taken in response. In late October 2019, a delegation attended ParlAmericas' 16th Plenary Assembly, in Paraguay, and examined the implementation of the United Nations' 2030 Agenda for Sustainable Development. In addition to these activities, CPAM travelled to Brazil in April 2019 to establish ties with the country's newly elected government and to Spain in December 2019 to attend the 25th United Nations Climate Change Conference.

| Activities | Participants | Transportation | Accommodation | Per Diems | Hospitality and Working Meals | Miscellaneous | Registration Fees | Total |
|--|--------------|----------------|---------------|-----------|-------------------------------|---------------|-------------------|--------|
| 2019-04-23 – Bilateral Visit to Brazil – Brasilia and São Paulo, Brazil | 7 | 66,869 | 7,325 | 2,706 | 6,793 | 5,373 | | 89,066 |
| 2019-05-29 – Open Parliament Day and Parliamentary Track of the Open Government Partnership Summit – Ottawa, Ontario, Canada ³ | | 7,813 | | | 9,936 | 4,918 | | 22,667 |
| 2019-06-18 – 11th Gathering of ParlAmericas Gender Equality Network and the 47th Meeting of the Board of Directors of ParlAmericas – Mexico City, Mexico | 1 | 1,967 | 571 | 313 | | | | 2,851 |
| 2019-08-08 – 4th Gathering of the Parliamentary Network on Climate Change – Paramaribo, Suriname | 3 | 15,051 | 3,192 | 1,640 | | 299 | | 20,182 |
| 2019-10-30 – 16th Plenary Assembly and 48th Meeting of the Board of Directors of ParlAmericas – Asuncion, Paraguay | 3 | 16,847 | 1,490 | 679 | 188 | 46 | | 19,251 |
| 2019-12-01 – United Nations Climate Change Conference (COP 25) – Madrid, Spain | 1 | 1,842 | 620 | 586 | | | | 3,049 |
| 2020-04-01 – 5th Gathering of the Open Parliament Network and 50th Meeting of the Board of Directors of ParlAmericas – Brasilia, Brazil ² | | 6,476 | | | | 320 | | 6,797 |

| Activities | Participants | Transportation | Accommodation | Per Diems | Hospitality and Working Meals | Miscellaneous | Registration Fees | Total |
|---|--------------|----------------|---------------|--------------|-------------------------------|---------------|-------------------|----------------|
| Executive Meetings, Annual General Meetings, Hospitality and General Operating Expenses | | 312 | | | 1,408 | 664 | | 2,384 |
| Sub-total | | 117,178 | 13,198 | 5,925 | 18,325 | 11,620 | | 166,247 |
| Revenue (membership fees) | | | | | | (2,500) | | (2,500) |
| Total³ | | 117,178 | 13,198 | 5,925 | 18,325 | 9,120 | | 163,746 |

¹Reception for the Open Government Partnership Global Summit 2019 partially paid by Treasury Board and Global Affairs Canada

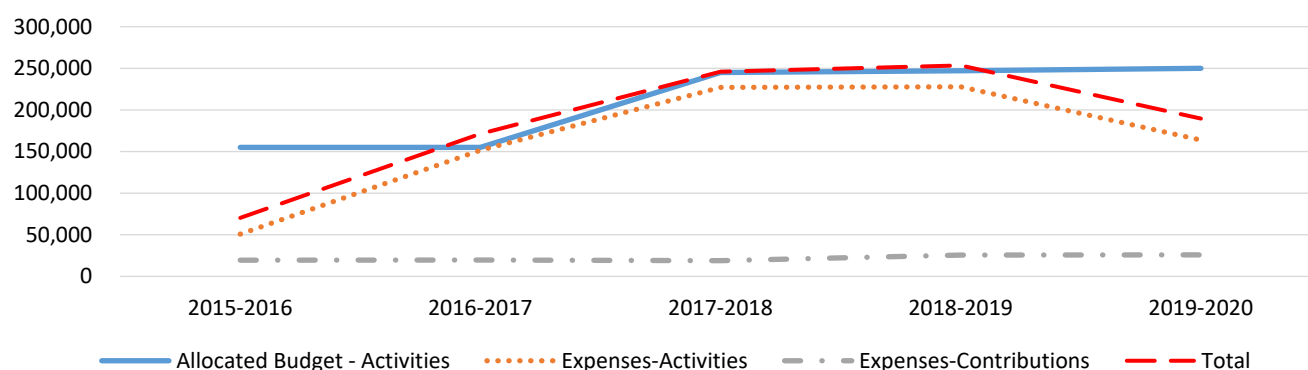
²Expenditures incurred in 2019-2020 for an activity to be held in 2020-2021. Activity was cancelled due to Covid-19

³Differences in totals are due to rounding

A Five-Year Summary

| Fiscal Year | No. of Members | No. of Activities | Budget | Expenses | | |
|-------------|----------------|-------------------|---------|------------|---------------|---------|
| | | | | Activities | Contributions | Total |
| 2015-2016 | 117 | 7 | 155,000 | 50,785 | 19,517 | 70,302 |
| 2016-2017 | 98 | 14 | 155,000 | 151,605 | 19,713 | 171,318 |
| 2017-2018 | 112 | 14 | 245,000 | 227,007 | 18,891 | 245,898 |
| 2018-2019 | 109 | 17 | 247,000 | 227,783 | 25,658 | 253,441 |
| 2019-2020 | 102 | 8 | 250,000 | 163,746 | 25,861 | 189,607 |

CPAM - Financial Data - Five Year Summary





Canada-China Legislative Association (CACN)

Objectives

The Canada-China Legislative Association (CACN) provides a forum for the discussion of bilateral and multilateral challenges and opportunities facing the two countries. It promotes the exchange of information between Canadian parliamentarians and representatives of the National Peoples' Congress of the Peoples' Republic of China in order to encourage better understanding and closer ties between the two countries. A key component of the Association's activities consists of annual bilateral meetings between Canadian federal parliamentarians and their counterparts from the National People's Congress.

Members of the Executive Committee (on March 31, 2020)

| | Senate | House of Commons |
|---------------------|--|---|
| Co-Chairs: | Hon. Paul J. Massicotte | Han Dong |
| Vice-Chairs: | Hon. Yonah Martin Hon. Scott Tannas | Shaun Chen Michael Cooper Don Davies Majid Jowhari Yves Perron Hon. Alice Wong, P.C. |

2019-2020 Activities and Expenditures

The Association travelled to Shanghai, Nanjing, Hong Kong and Macao, China to attend the group's 23rd Bilateral Meeting in May 2019. In August 2019, four members, representing both CACN and Canada-Japan Inter-Parliamentary Group (CAJP) attended the 40th General Assembly of the ASEAN Inter-Parliamentary Assembly (AIPA) in Bangkok, Thailand. A single member represented both CACN and the Canada-Japan Inter-Parliamentary Group at the 28th Annual Meeting of the Asia-Pacific Parliamentary Forum (APPF) in Canberra, Australia in January 2020. Throughout the year, delegations from China came to meet with parliamentarians on the Hill. In addition, parliamentarians attended Global Affairs Canada briefing sessions and had meetings with the Ambassador and staff of the Chinese Embassy in Canada, including a dinner hosted by His Excellency Lu Shaye, Ambassador of the People's Republic of China to Canada for the members of the Executive Committee in May 2019. The Co-Chairs attended also events at the Chinese Embassy, met with the new Chinese Ambassador, His Excellency Cong Peiwu, who arrived in Ottawa in September of 2019, and met with the Korean Ambassador, His Excellency Shin Maeng-ho.

| Activities | Participants | Transportation | Accommodation | Per Diems | Hospitality and Working Meals | Miscellaneous | Registration Fees | Total |
|--|--------------|----------------|---------------|---------------|-------------------------------|---------------|-------------------|----------------|
| 2019-05-18 – 23rd Bilateral Meeting – Shanghai, Nanjing, Hong Kong and Macao, China | 9 | 94,755 | 21,544 | 9,712 | 2,810 | 9,662 | | 138,483 |
| 2019-06-07 – Visit of the Honourable Joseph A. Day, Senator – Beijing and Shanghai, China ¹ | | 385 | | | | | | 385 |
| 2019-08-25 – 40th General Assembly of the ASEAN Inter-Parliamentary Assembly (AIPA) – Bangkok, Thailand ² | 3 | 18,336 | 4,414 | 996 | 115 | 468 | | 24,330 |
| 2020-01-13 – 28th Annual Meeting of the Asia-Pacific Parliamentary Forum (APPF) – Canberra, Australia ³ | | 2,059 | 696 | | 152 | 225 | | 3,132 |
| Executive Meetings, Annual General Meetings, Hospitality and General Operating Expenses | | 203 | | | 2,606 | | | 2,809 |
| Sub-total | | 115,737 | 26,654 | 10,708 | 5,684 | 10,356 | | 169,139 |
| Revenue (membership fees) | | | | | | (2,375) | | (2,375) |
| Total⁴ | | 115,737 | 26,654 | 10,708 | 5,684 | 7,981 | | 166,764 |

¹Visit was cancelled

²Joint activity with CAJP

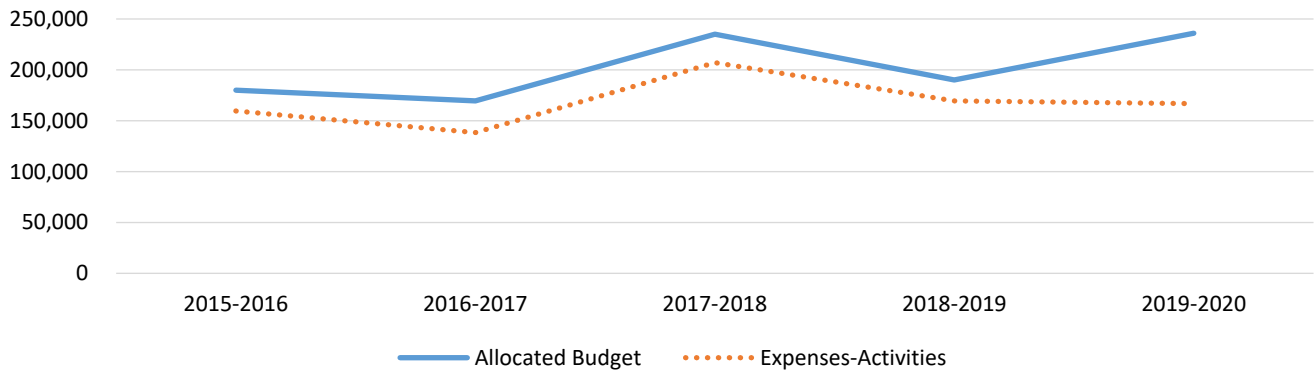
³Joint activity with CAJP. Also, cancellations occurred due to Australian wildfires

⁴Differences in totals are due to rounding

A Five-Year Summary

| Fiscal Year | No. of Members | No. of Activities | Budget | Expenses | |
|-------------|----------------|-------------------|---------|------------|---------------|
| | | | | Activities | Contributions |
| 2015-2016 | 80 | 7 | 180,000 | 159,563 | N/A |
| 2016-2017 | 74 | 14 | 169,500 | 138,356 | |
| 2017-2018 | 88 | 9 | 235,000 | 207,090 | |
| 2018-2019 | 72 | 16 | 190,000 | 169,404 | |
| 2019-2020 | 94 | 8 | 236,000 | 166,764 | |

CACN - Financial Data - Five Year Summary





Canada-France Interparliamentary Association (CAFR)

Objectives

The Canada-France Interparliamentary Association (CAFR) serves as a forum in which Canadian and French parliamentarians can exchange information and ideas. The Association meets once a year for their Annual Meeting, alternating meeting sites between Canada and France. The Association also organizes smaller gatherings on specific issues. An objective of the Association is to put forward to the governments and Parliaments of the two countries initiatives with the potential to foster a better understanding of internal or bilateral issues, as well to promote bilateral cooperation in political, economic, social, cultural and parliamentary spheres.

Members of the Executive Committee (on March 31, 2020)

| | Senate | House of Commons |
|-------------------------|---|---|
| President: | | Marie-France Lalonde |
| Vice-Presidents: | Hon. René Cormier | Jacques Gourde |
| Members: | Hon. Claude Carignan, P.C. Hon. Jean-Guy Dagenais Hon. Pierre J. Dalphond | Luc Berthold Hon. Steven Blaney, P.C Caroline Desbiens Darrell Samson Marc G. Serré |

2019-2020 Activities and Expenditures

In April 2019, five Canadian parliamentarians travelled to France to attend the 47th annual meeting of the Canada-France Interparliamentary Association (CAFR). The themes discussed at the annual meeting were violence against women and sustainable and rural tourism.

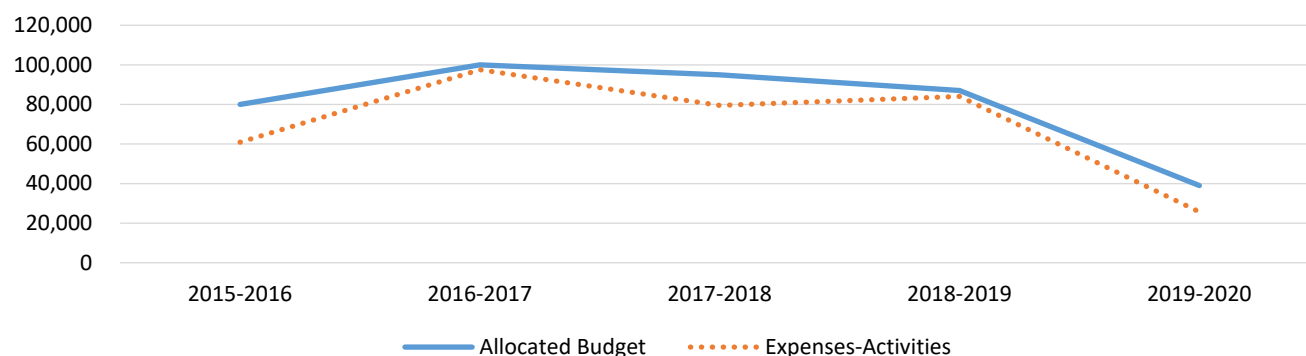
| Activities | Participants | Transportation | Accommodation | Per Diems | Hospitality and Working Meals | Miscellaneous | Registration Fees | Total |
|---|--------------|----------------|---------------|--------------|-------------------------------|----------------|-------------------|---------------|
| 2019-04-08 – 47th Annual Meeting – Gard and Alpes-Maritimes, France | 7 | 7,552 | 14,113 | 3,859 | | 353 | | 25,876 |
| Executive Meetings, Annual General Meetings, Hospitality and General Operating Expenses | | 60 | | | 1,574 | | | 1,574 |
| Sub-total | | 7,612 | 14,113 | 3,859 | 1,574 | 353 | | 27,510 |
| Revenue (membership fees) | | | | | | (1,800) | | (1,800) |
| Total¹ | | 7,612 | 14,113 | 3,859 | 1,574 | (1,447) | | 25,710 |

¹Differences in totals are due to rounding

A Five-Year Summary

| Fiscal Year | No. of Members | No. of Activities | Budget | Expenses | |
|-------------|----------------|-------------------|---------|------------|---------------|
| | | | | Activities | Contributions |
| 2015-2016 | 86 | 6 | 80,000 | 60,916 | N/A |
| 2016-2017 | 55 | 9 | 100,000 | 97,555 | |
| 2017-2018 | 64 | 9 | 95,000 | 79,519 | |
| 2018-2019 | 66 | 4 | 87,000 | 84,014 | |
| 2019-2020 | 72 | 4 | 39,000 | 25,710 | |

CAFR - Financial Data - Five Year Summary





Canada-Japan Inter-Parliamentary Group (CAJP)

Objectives

The Canada-Japan Inter-Parliamentary Group (CAJP) promotes exchanges between Japanese and Canadian parliamentarians, proposes initiatives likely to lead to a better mutual understanding of bilateral and multilateral matters and works to develop cooperation between the two countries. A key component of the Inter-Parliamentary Group’s activities consists of annual bilateral meetings between Canadian federal parliamentarians and their counterparts from the Diet of Japan.

Members of the Executive Committee (on March 31, 2020)

| | Senate | House of Commons |
|---------------------|------------------|---|
| Co-Chairs: | Hon. Jim Munson | Terry Sheehan |
| Vice-Chairs: | Hon. Victor Oh | Angelo Iacono |
| Members: | Hon. Rosa Galvez | Colin Carrie Yasmin Ratansi Jamie Schmale |

2019-2020 Activities and Expenditures

In August 2019, four members, representing both CAJP and CACN attended the 40th General Assembly of the ASEAN Inter-Parliamentary Assembly (AIPA) in Bangkok, Thailand. The Association hosted a meeting with Members of the House of Councillors of Japan who were members of the Board of Oversight and Review of Specially Designated Secrets in September 2019. A single member represented both CACN and the Canada–Japan Inter-Parliamentary Group at the 28th Annual Meeting of the Asia-Pacific Parliamentary Forum (APPF) in Canberra, Australia in January 2020. In February 2020 the Co-Chairs traveled to Hiroshima and Tokyo, Japan for their Annual Visit. Throughout the year, members of CAJP maintained an active and open relationship with the Ambassador and staff of the Embassy of Japan in Canada. CAJP also attended various Embassy events and had a meeting with the Korean Ambassador, His Excellency Shin Maeng-ho. These activities allowed members to maintain regular contact with Japan and the Asia–Pacific region throughout the fiscal year.

| Activities | Participants | Transportation | Accommodation | Per Diems | Hospitality and Working Meals | Miscellaneous | Registration Fees | Total |
|--|--------------|----------------|---------------|--------------|-------------------------------|---------------|-------------------|---------------|
| 2019-08-25 – 40th General Assembly of the ASEAN Inter-Parliamentary Assembly (AIPA) – Bangkok, Thailand ¹ | 2 | 23,687 | 3,589 | 250 | 230 | 110 | | 27,866 |
| 2020-01-13 – 28th Annual Meeting of the Asia-Pacific Parliamentary Forum (APPF) – Canberra, Australia ² | 1 | 15,139 | 2,091 | 476 | 152 | 19 | | 17,876 |
| 2020-02-11 – Co-Chairs' Annual Visit to Japan – Hiroshima and Tokyo, Japan | 3 | 19,805 | 6,541 | 5,200 | 745 | 4,129 | | 36,419 |
| Executive Meetings, Annual General Meetings, Hospitality and General Operating Expenses | | 120 | | | 340 | 56 | | 515 |
| Sub-total | | 58,750 | 12,221 | 5,925 | 1,467 | 4,314 | | 82,677 |
| Revenue (membership fees) | | | | | | (1,850) | | (1,850) |
| Total³ | | 58,750 | 12,221 | 5,925 | 1,467 | 2,464 | | 80,827 |

¹Joint activity with CACN.

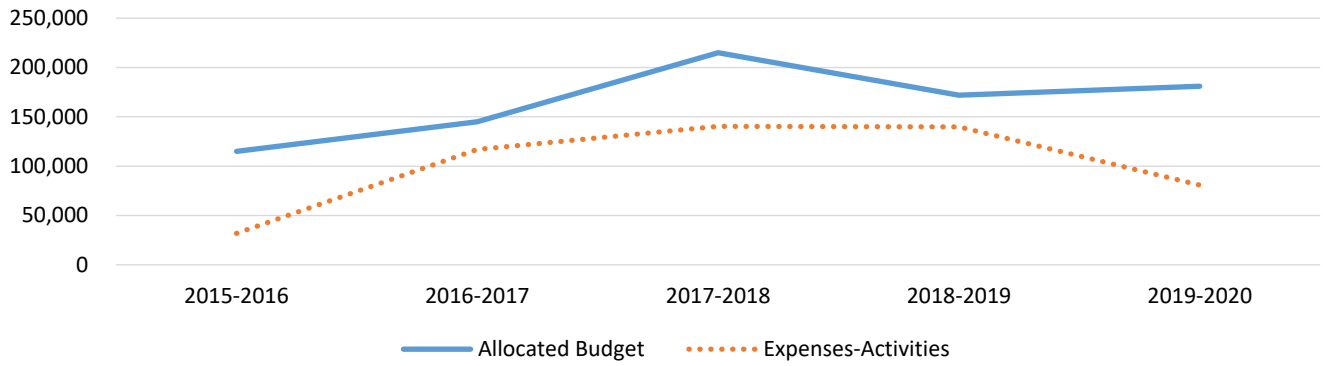
²Joint activity with CACN. Also, cancellations occurred due to Australian wildfires

³Differences in totals are due to rounding

A Five-Year Summary

| Fiscal Year | No. of Members | No. of Activities | Budget | Expenses | |
|-------------|----------------|-------------------|---------|------------|---------------|
| | | | | Activities | Contributions |
| 2015-2016 | 65 | 5 | 115,000 | 31,919 | N/A |
| 2016-2017 | 61 | 10 | 145,000 | 117,024 | |
| 2017-2018 | 67 | 13 | 215,000 | 140,366 | |
| 2018-2019 | 72 | 11 | 172,000 | 139,837 | |
| 2019-2020 | 74 | 4 | 181,000 | 80,827 | |

CAJP - Financial Data - Five Year Summary





Canada-United Kingdom Inter-Parliamentary Association (RUUK)

Objectives

The Canada-United Kingdom Inter-Parliamentary Association (RUUK) aims to broaden the traditional bilateral ties between these two countries through a more modern and dynamic relationship. Its objectives include developing greater understanding of the differences in the operation of the Parliaments of the two countries and increasing cooperation between parliamentarians on matters of mutual concern in international bodies on domestic issues.

Members of the Executive Committee (on March 31, 2020)

| | Senate | House of Commons |
|---------------------|--|--|
| Chair: | | Hon. John McKay, P.C. |
| Vice-Chairs: | Hon. Terry M. Mercer | Michael Levitt |
| Members: | Hon. Douglas John Black, Q.C. Hon. Tony Dean Hon. Leo Housakos | John Barlow Daniel Blaikie Greg Fergus Matt Jeneroux Marie-France Lalonde James Maloney Christine Normandin Jamie Schmale |

2019-2020 Activities and Expenditures

The Canada-United Kingdom Inter-Parliamentary Association (RUUK) was scheduled to host a delegation of British parliamentarians in Ottawa, in 2019. This visit had to be postponed several times as a consequence of the uncertainty caused by Brexit, confidence votes in the House of Commons and a legislative election in the United Kingdom.

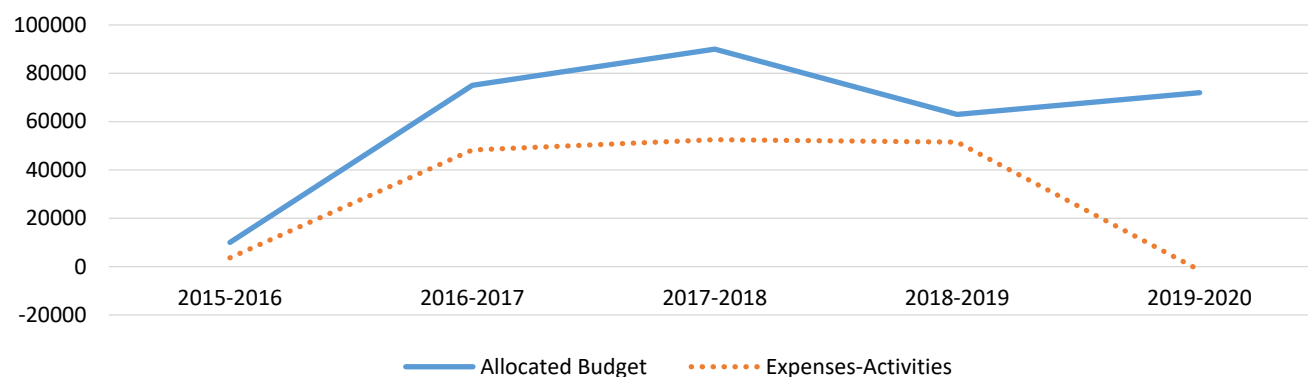
| Activities | Participants | Transportation | Accommodation | Per Diems | Hospitality and Working Meals | Miscellaneous | Registration Fees | Total |
|---|--------------|----------------|---------------|-----------|-------------------------------|----------------|-------------------|----------------|
| Executive Meetings, Annual General Meetings, Hospitality and General Operating Expenses | | 24 | | | 1,004 | | | 1,029 |
| Sub-total | | 24 | | | 1,004 | | | 1,028 |
| Revenue (membership fees) | | | | | | (2,550) | | (2,550) |
| Total¹ | | | | | | (2,550) | | (1,521) |

¹Differences in totals are due to rounding

A Five-Year Summary

| Fiscal Year | No. of Members | No. of Activities | Budget | Expenses | |
|-------------|----------------|-------------------|--------|------------|---------------|
| | | | | Activities | Contributions |
| 2015-2016 | 117 | 3 | 10,000 | 3,634 | N/A |
| 2016-2017 | 108 | 3 | 75,000 | 48,295 | |
| 2017-2018 | 117 | 7 | 90,000 | 52,522 | |
| 2018-2019 | 109 | 7 | 63,000 | 51,537 | |
| 2019-2020 | 103 | 2 | 72,000 | (1,521) | |

RUUK - Financial Data - Five Year Summary





Canada-United States Inter-Parliamentary Group (CEUS)

Objectives

The aim of the Canada-United States Inter-Parliamentary Group (CEUS) is to find points of convergence in the respective national policies of both countries, initiate dialogue on points of divergence, encourage exchanges of information, and promote better understanding between Canadian and American parliamentarians on shared issues of concern including economic and trade issues, environmental, energy and shared resource issues, and defence, security and humanitarian issues, among others. To achieve its goals, CEUS undertakes a wide variety of activities including its annual meeting, bilateral meetings on specific topics of mutual concern, Congressional visits, and attendance at national and regional conferences.

Members of the Executive Committee (on March 31, 2020)

| | Senate | House of Commons |
|---------------------|---|--|
| Co-Chairs: | Hon. Michael L. MacDonald | Hon. Wayne Easter, P.C. |
| Vice-Chairs: | Hon. Jane Cordy Hon. Diane Griffin Hon. Paul J. Massicotte Hon. Yuen Pau Woo | Vance Badawey Colin Carrie James Cumming Marc Dalton Kerry Diotte Yvonne Jones Brian Masse Hon. David J. McGuinty, P.C. Hon. John McKay, P.C. Mario Simard Francesco Sorbara |

2019-2020 Activities and Expenditures

Every year, the Canada-United States Inter-Parliamentary Group (CEUS) aims to send a delegation of approximately twelve parliamentarians to Washington, D.C., to hold one-on-one meetings with senators and Congressional Representatives. This was not possible this year, due to the parliamentary and congressional calendars and the October federal election. Delegations did attend several U.S. national and regional conferences such as the Western Governors' Association meeting in Vail, Colorado; the Pacific North West Economic Region Summit in Saskatoon, Saskatchewan; the National Governors' Annual Meeting in Salt Lake City, Utah; and the National Conference of State Legislators' Annual Meeting in Nashville, Tennessee. In addition, CEUS attended the Western, Mid-Western and Eastern Council of State Governments' Conferences, each of which featured in-depth discussions with experts from government, academia and the private sector on a range of critical topics and policy interests. These meetings were held in Big Sky, Montana; Chicago, Illinois; and Pittsburgh, Pennsylvania, respectively. CEUS also attended the Council of State Governments' National Conference in San Juan, Puerto Rico, in December 2019, and the National Governors' Winter Meeting held in Washington, D.C., in February 2020. Finally, following regular practice, delegations attended the Canadian/American Border Trade Alliance Conference, in Ottawa, Ontario, in the spring, and in Washington, D.C., in the fall.

| Activities | Participants | Transportation | Accommodation | Per Diems | Hospitality and Working Meals | Miscellaneous | Registration Fees | Total |
|---|--------------|----------------|---------------|-----------|-------------------------------|---------------|-------------------|--------|
| 2019-05-05 – CAN/AM Border Trade Alliance Conference – Ottawa, Ontario, Canada | | | | | 3,058 | | 5,631 | 8,689 |
| 2019-06-10 – Western Governors' Association Annual Meeting – Vail, Colorado, United States of America | 3 | 9,526 | 3,845 | 1,673 | | | 3,750 | 18,794 |
| 2019-07-13 – 73rd Annual Meeting of the Southern Legislative Conference – New Orleans, Louisiana, United States of America ¹ | | 839 | | | | | 101 | 939 |
| 2019-07-16 – 72nd Annual Meeting of the Council of State Governments - Western Legislative Conference – Big Sky, Montana, United States of America | 5 | 15,376 | 8,621 | 1,995 | | | 4,217 | 30,209 |
| 2019-07-21 – Pacific Northwest Economic Region (PNWER) 29th Annual Summit – Saskatoon, Saskatchewan, Canada | 6 | 3,998 | 2,801 | 550 | | | 5,791 | 13,141 |
| 2019-07-21 – 74th Annual Meeting of the Council of State Governments - Midwestern Legislative Conference – Chicago, Illinois, United States of America | 7 | 6,723 | 7,231 | 1,592 | | | 3,627 | 19,174 |
| 2019-07-24 – National Governors Association Annual Summer Meeting – Salt Lake City, Utah, United States of America | 7 | 11,289 | 9,379 | 1,762 | | | | 22,430 |
| 2019-07-28 – 59th Annual Meeting of the Council of State Governments - Eastern Regional Conference – Pittsburgh, Pennsylvania, United States of America | 4 | 4,123 | 3,227 | 1,239 | | | 1,986 | 10,574 |

| Activities | Participants | Transportation | Accommodation | Per Diems | Hospitality and Working Meals | Miscellaneous | Registration Fees | Total |
|---|--------------|----------------|---------------|---------------|-------------------------------|----------------|-------------------|----------------|
| 2019-08-05 – National Conference of State Legislatures Annual Meeting (NCSL) – Nashville, Tennessee, United States of America | 7 | 11,314 | 11,015 | 3,122 | | | 7,603 | 33,054 |
| 2019-09-08 – Conference of New England Governors and Eastern Canadian Premiers (NEG-ECP) – Saint John, New Brunswick, Canada ¹ | | 1,119 | | | | | | 1,119 |
| 2019-10-06 – CAN/AM Border Trade Alliance Conference – Washington, D.C., United States of America | 2 | 3,050 | 2,596 | 937 | | 3 | 2,388 | 8,974 |
| 2019-12-04 – Annual National Conference of the Council of State Governments – San Juan, Puerto Rico, United States of America | 4 | 6,843 | 8,279 | 2,016 | | | 2,478 | 19,615 |
| 2020-02-07 – National Governors Association Winter Meeting – Washington, D.C., United States of America | 7 | 10,188 | 5,651 | 2,083 | | 36 | 9,477 | 27,435 |
| 2020-03-03 – Great Lakes Day and Great Lakes Congressional Breakfast – Washington, D.C., United States of America | 3 | 5,662 | 3,828 | 594 | | | | 10,084 |
| Executive Meetings, Annual General Meetings, Hospitality and General Operating Expenses | | 26 | | | 3,050 | | | 3,076 |
| Sub-total | | 90,076 | 66,473 | 17,562 | 6,109 | 39 | 47,048 | 227,308 |
| Revenue (membership fees) | | | | | | (3,675) | | (3,675) |
| Total² | | 90,076 | 66,473 | 17,562 | 6,109 | (3,636) | 47,048 | 223,633 |

¹Visit was cancelled

²Differences in totals are due to rounding

A Five-Year Summary

| Fiscal Year | No. of Members | No. of Activities | Budget | Expenses | |
|-------------|----------------|-------------------|---------|------------|---------------|
| | | | | Activities | Contributions |
| 2015-2016 | 188 | 18 | 214,175 | 211,708 | N/A |
| 2016-2017 | 152 | 21 | 282,000 | 272,535 | |
| 2017-2018 | 182 | 24 | 417,000 | 301,261 | |
| 2018-2019 | 147 | 27 | 280,514 | 254,482 | |
| 2019-2020 | 148 | 20 | 267,000 | 223,633 | |

CEUS - Financial - Five Year Summary

