

JOINT INTERPARLIAMENTARY COUNCIL



CONSEIL INTERPARLEMENTAIRE MIXTE

**2009-2010 ANNUAL REPORT
ON PARLIAMENTARY ASSOCIATIONS'
ACTIVITIES AND EXPENDITURES**

International and Interparliamentary Affairs

October 2010

(Ce rapport est également disponible en français)

TABLE OF CONTENTS

TABLE OF CONTENTS	2
INTRODUCTION	2
LIST OF PARLIAMENTARY ASSOCIATIONS AND INTERPARLIAMENTARY GROUPS	3
SUPPORTING PARLIAMENTARY ASSOCIATIONS	5
LIST OF ASSOCIATIONS	7
MEMBERSHIP PER ASSOCIATION (2009-2010)	9
DISTRIBUTION OF MEMBERSHIPS ACROSS ASSOCIATIONS	11
EXECUTIVE COMMITTEES	12
ASSOCIATION ACTIVITIES	14
NUMBER OF OUTGOING VISITS BY PARTICIPANT TYPE	16
PARLIAMENTARY ASSOCIATION EXPENDITURES FOR THE LAST FIVE FISCAL YEARS	17
DETAILED ASSOCIATION EXPENDITURE REPORT (2009-2010)	20

INTRODUCTION

Canada's international parliamentary relations are carried out, in part, through parliamentary associations and interparliamentary groups. Though their activities and objectives may be varied the [associations](#) of the Parliament of Canada share similar characteristics:

- they promote the country's interests abroad on a continuing basis;
- operate on multilateral and bilateral levels; and
- are composed of members of the Senate and of the House of Commons.
- Members meet on a regular basis and at [annual general meetings](#) where they elect executive committees to coordinate and direct activities with their bilateral counterparts or with the international secretariats of the multilateral organizations to which they belong.

There are also four unfunded interparliamentary groups which have been recognized by the JIC which also help promote bilateral relations with the specific country to which they are related.

[The Joint Interparliamentary Council](#) (JIC) is responsible for determining all budgetary and administrative matters relating to Parliamentary Associations. Specifically, the Council determines the level of funding to be distributed to each association within the limits of the total allotments approved by the Senate Standing Committee on Internal Economy, Budgets and Administration and the House of Commons Board of Internal Economy. In addition, the JIC is also responsible for setting the overall general policy direction for Parliamentary Associations as well as coordination of related activities and operating policies to ensure effective, efficient, consistent and coherent support for interparliamentary activities while also promoting the best interests of Parliament in the area of interparliamentary relations.

At its meeting of June 10, 2009, the JIC, as part of its consideration of Recommendations inspired by the Report of the International and Interparliamentary Affairs Five-Year Review Committee (by Senator Paul J. Massicotte & Mr. Rob Merrifield, M.P.), adopted the following:

“That the JIC requests that International and Interparliamentary Affairs prepare an annual report for the JIC of IIA activities in support of parliamentary associations.”

Accordingly, International and Interparliamentary Affairs (IIA) has the honour to present this inaugural report on the activities and expenditures of Parliamentary Associations. The information in this report is a summary of activities for the 2009-2010 fiscal year. While IIA works on behalf of Parliamentarians from both Chambers in supporting Parliamentary Associations, it also provides support to the Exchange programs of both Speakers, as well as ongoing Protocol and Parliamentary Conference support for official International and Interparliamentary activities for the Parliament of Canada. It is important to highlight that the sole focus of this report is on those areas under the jurisdiction of the JIC, which is to say primarily, Parliamentary Associations and their activities. As this is the first such report prepared by IIA, the intention is to provide the JIC with a high level, quantitative summary of the activities of Parliamentary Associations during this period. Future editions of this annual report will provide recent cumulative historical information in order to facilitate comparisons between years. Please note that this first annual report is generally limited to information for the 2009-2010 fiscal year, except when trusted multiyear information is available, such as recent fiscal information, in which case that information has also been included.

For further information, please contact International and Interparliamentary Affairs, at 613-943-5959.

LIST OF PARLIAMENTARY ASSOCIATIONS AND INTERPARLIAMENTARY GROUPS

As of March 31st, 2010 there are 12 Associations, plus the Canadian Group of the OSCE which falls under Canada-Europe, which receive funding from Parliament and fall under the administrative authority of the JIC. The last group to be officially recognised by the JIC as a parliamentary association was Canada-Africa in 2003.

Associations (12 + OSCE)	Geographical Region
<i>Multilateral Associations (7 + OSCE)</i>	
<ul style="list-style-type: none"> • Canada-Africa Parliamentary Association 	Africa
<ul style="list-style-type: none"> • Canada-Europe Parliamentary Association - Canadian Delegation to the Organization for Security and Co-operation in Europe Parliamentary Assembly (OSCE PA) 	Europe
<ul style="list-style-type: none"> • Canadian Branch of the Assemblée parlementaire de la Francophonie (APF) 	Global
<ul style="list-style-type: none"> • Canadian Branch of the Commonwealth Parliamentary Association (CPA) 	Global
<ul style="list-style-type: none"> • Canadian Group of the Inter-Parliamentary Union (IPU) 	Global
<ul style="list-style-type: none"> • Canadian NATO Parliamentary Association (NATO PA) 	Global
<ul style="list-style-type: none"> • Canadian Section of the Inter-Parliamentary Forum of the Americas (FIPA) 	Americas
<i>Bilateral Associations (5)</i>	
<ul style="list-style-type: none"> • Canada-China Legislative Association 	Asia-Pacific
<ul style="list-style-type: none"> • Canada-France Interparliamentary Association 	Europe
<ul style="list-style-type: none"> • Canada-Japan Inter-Parliamentary Group 	Asia-Pacific
<ul style="list-style-type: none"> • Canada-United Kingdom Inter-Parliamentary Association 	Europe
<ul style="list-style-type: none"> • Canada-United States Inter-Parliamentary Group 	Americas

(Table 1)

There are also four interparliamentary groups which have been recognised by the JIC and receive minimal administrative assistance from IIA. This assistance is generally limited to administrative and procedural support for Annual General Meetings, maintaining the group's constitution and the collection of related membership fees. These groups promote cooperation and understanding amongst nations and, like Parliamentary Associations, strengthen the relations between Canadian parliamentarians and their counterparts in other parliaments. Membership fees from individual parliamentarians support the activities of these groups.

Interparliamentary Groups (4)
<ul style="list-style-type: none"> • Canada-Germany Interparliamentary Group
<ul style="list-style-type: none"> • Canada-Ireland Interparliamentary Group
<ul style="list-style-type: none"> • Canada-Israel Interparliamentary Group
<ul style="list-style-type: none"> • Canada-Italy Interparliamentary Group

(Table 2)

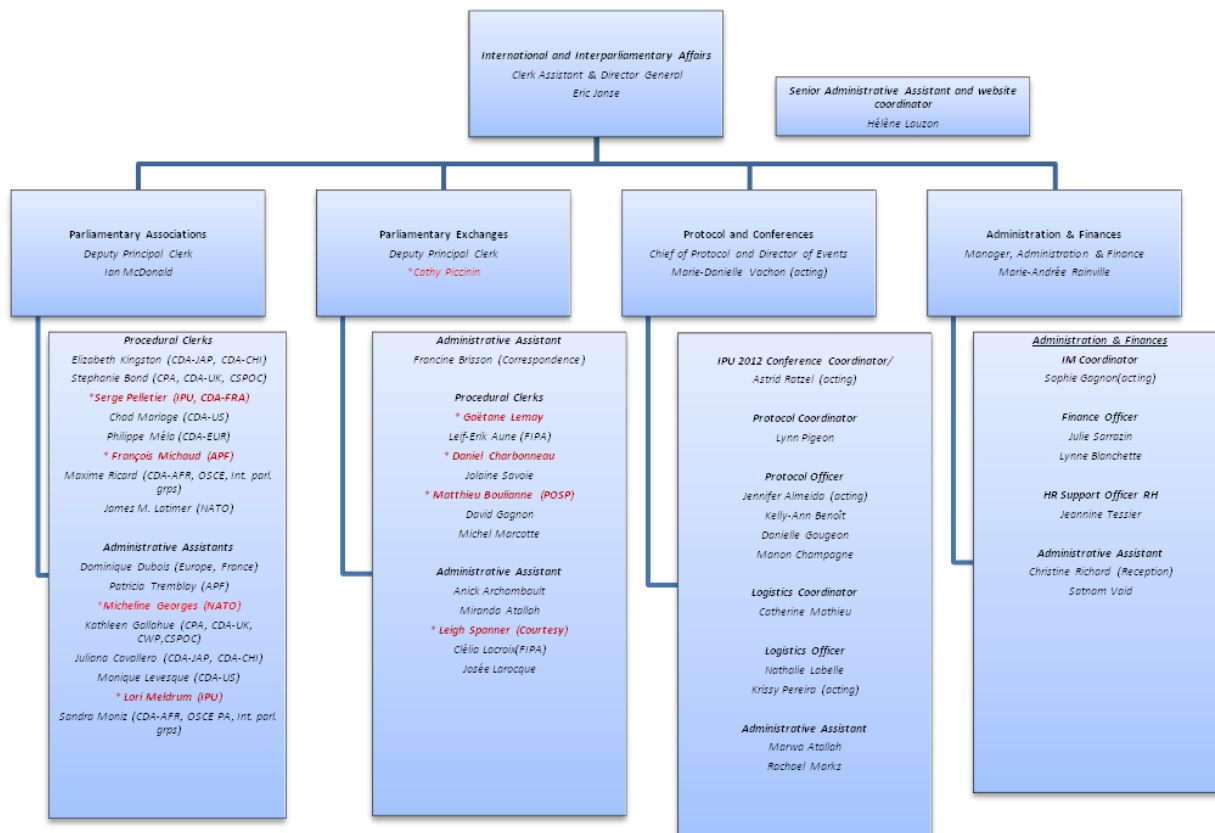
SUPPORTING PARLIAMENTARY ASSOCIATIONS

In response to the recommendations of the [Strahl-Prud'homme Report](#) on parliamentary associations, the Senate Standing Committee on Internal Economy, Budgets and Administration and the Board of Internal Economy of the House of Commons approved, in June 2000, the establishment of an International and Interparliamentary Affairs Directorate. The framework of IIA was built in 2001 and the directorate commenced its functions in 2002. IIA is a joint directorate of both the Senate and the House of Commons and receives financial and human resources from both institutions.

IIA is mandated to meet the current needs of Canadian parliamentarians in a changing geo-political context. The role of IIA is to support parliamentarians in their promotion of democracy, good governance and the Canadian parliamentary system on the international scene. To this end, the IIA team assumes a variety of responsibilities in administering the Directorate's *four main official programs*:

- [Parliamentary Associations](#);
- [Parliamentary Exchanges](#);
- [Protocol](#); and
- [Conferences](#).

The Parliamentary Associations team is responsible for the ongoing administrative and procedural support for each association. This is done, in part, with the ongoing assistance and support of the IIA Protocol and Conferences team which also provides similar services to the Parliamentary Exchanges team. In addition, many associations also rely on the support of an analyst from the Library of Parliament to assist with the ongoing work of the association.



(Table 3) Please note, names coloured in Red (and marked with an *) are Senate employees, those in black are House of Commons employees.

LIST OF ASSOCIATIONS

The following is a list of the Associations, their Chairs (or Co-Chairs), as well as the Secretaries and Administrative Assistants assigned by IIA as well as the Library of Parliament Analysts as of June 30th, 2010.

Association	Chairs/Co-Chairs	Association Secretary	Association Administrative Assistant	Library of Parliament Analyst
APF	Senator Andrée Champagne	François Michaud	Patricia Tremblay	Jean-Luc Bourdages
Cda-Africa	Senator Raynell Andreychuk & Mauril Bélanger, MP	Maxime Ricard	Sandra Moniz	Michael Dewing
Cda-China	Senator Joseph Day & Daryl Kramp, MP	Elizabeth Kingston	Juliana Cavallero	N/A
Cda-EU	David Tilson, MP.	Philippe Méla	Dominique Dubois	Karin Phillips Sebastian Spano
Cda-France	Senator Claudette Tardif	Serge Pelletier	Dominique Dubois	Jean-Rodrigue Paré
Cda-Japan	Senator David Tkachuk & Bryon Wilfert, MP.P	Elizabeth Kingston	Juliana Cavallero	N/A
Cda-UK	Richard Harris, M.P.	Stephanie Bond	Kathleen Gallahue	Andre Barnes
Cda-US	Senator Janis G. Johnson & Gord Brown, MP	Chad Mariage	Monique Levesque	June Dewetering James Lee John Christopher
CPA	Russ Hiebert, M.P.	Stephanie Bond	Kathleen Gallahue	Andre Barnes
FIPA	Randy Hoback, M.P.	Leif-Erik Aune	Clélia Lacroix	Michael Holden
IPU	Senator Donald Oliver	Serge Pelletier	Lori Meldrum	Joseph Jackson
NATO PA	Leon Benoit, M.P.	James Latimer	Micheline Georges	Wolfgang Koerner James Cox
OSCE PA	Senator Consiglio Di Nino (Director for the OSCE)	Maxime Ricard	Sandra Moniz	Natalie Mychajlyszyn

(Table 4)

While there are 12 Associations, plus the Canadian Group of the OSCE, for a total of 13, there are only eight Association Secretaries and more than half of the Association Secretaries have a second association or other responsibilities at IIA. There are also eight Administrative Assistants who specifically support the work of Parliamentary Associations on a full time basis and most are assigned to more than one association.

The Library of Parliament provides direct support through Analysts which are assigned to a number of associations. Currently the equivalent of 5.25 full time Analysts are assigned to associations. In addition, there is further support for related tasks such as editing and document processing. With regards to the analysts formally assigned to the various associations it is worth noting that the level of support varies widely between some associations. There are a number of associations which have no analyst assigned to them, while others represent a sizable commitment of Library resources.

Finally, the four interparliamentary groups are generally supported by one Association Secretary who also supports one or more Associations.

MEMBERSHIP PER ASSOCIATION (2009-2010)

Parliamentary Associations are composed solely of members of the Senate and the House of Commons who have expressed the intention of joining in the Association and have paid the annual dues. Tables 5 and 6 below provide a breakdown of the number of members per each association sorted by those associations/interparliamentary groups with the largest number of members.

Associations	No. of Members
Cda-US	206
Cda-Japan	173
CPA	155
Cda-France	133
Cda-Europe	128
OSCE	125
FIPA	116
Cda-China	104
Cda-UK	88
Cda-Africa	87
NATO	78
IPU	77
APF	52
Grand Total (Parliamentary Associations)	1522

(Table 5)

Interparliamentary Groups	No. of Members
Cda-Israel	75
Cda-Ireland	69
Cda-Italy	43
Cda-Germany	38
Grand Total (Interparliamentary Groups)	225

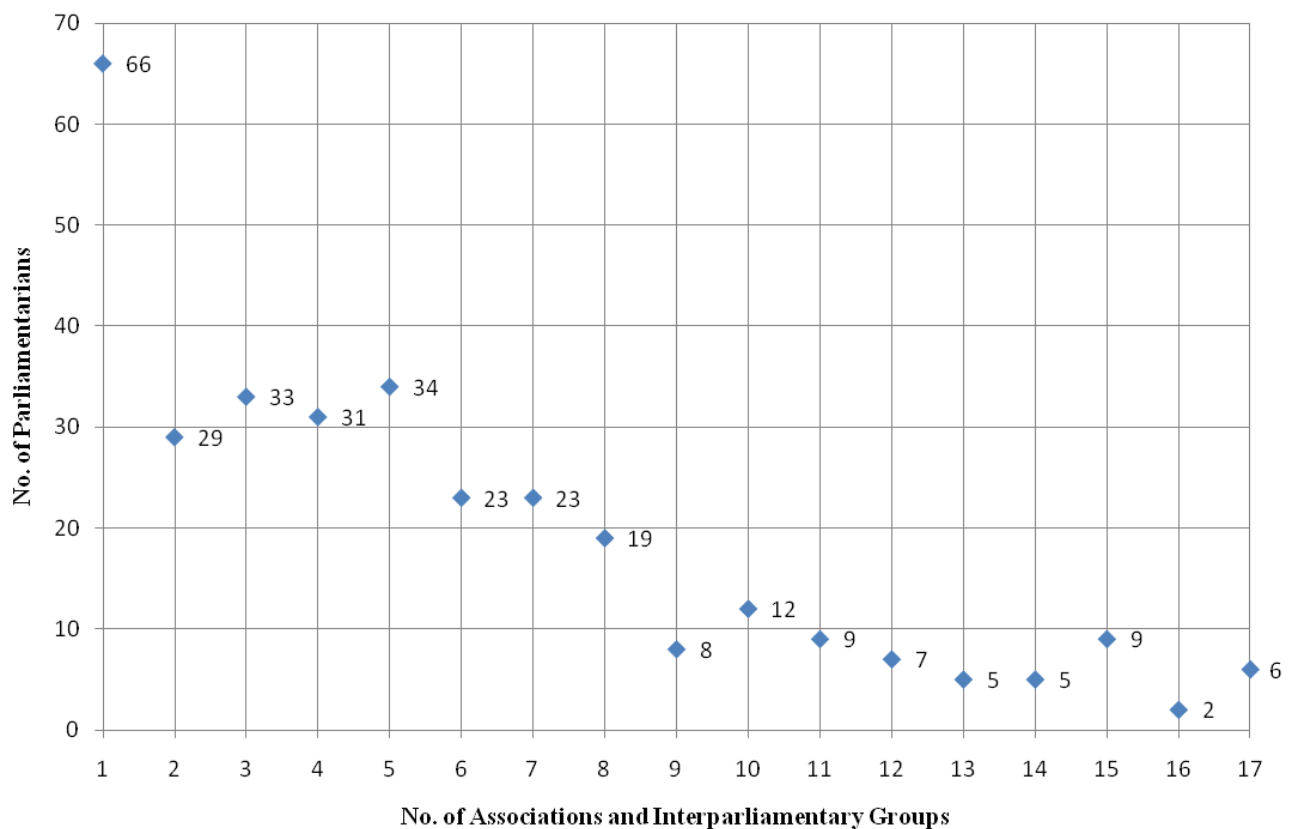
(Table 6)

The JIC is responsible for setting the amount for membership fees for both Associations and Interparliamentary Groups. The current amount is \$25 per Parliamentary Association and \$10 per Interparliamentary group. These fees have remained the same since April 1st, 2004 when the cost of membership for an association rose from \$20 to \$25.

In reviewing the number of Parliamentarians who are members of the various Associations and Interparliamentary groups we found that the numbers have remained stable over the past four years.

DISTRIBUTION OF MEMBERSHIPS ACROSS ASSOCIATIONS

There are currently 12 Parliamentary Associations, plus the Canadian Group of the OSCE, for a total of 13 associations and four Interparliamentary Groups. In 2009-2010, 78% of all Parliamentarians belonged to one or more parliamentary association or interparliamentary group. The graph below illustrates the distribution of parliamentarians who belong to one or more of these associations or interparliamentary groups. For example, the chart shows that 66 parliamentarians belong to only one association or interparliamentary group. While on the other end of the graph it shows that only six parliamentarians belong to every association and every interparliamentary group recognized by the JIC. There are 92 parliamentarians who did not pay membership fees, during the 2009-10 fiscal year, to belong to an association or interparliamentary group.



(Graph 1)

EXECUTIVE COMMITTEES

In Autumn 2006 the JIC requested that all Parliamentary Associations adopt a standard constitution including a specific request that “An Executive Committee shall be elected at the Annual General Meeting to be composed of at most 15 members, with 30% of its members from the Senate and 70% from the House of Commons, to positions as determined in each association’s constitution.” The subsequent adjustments to the constitutions of each association were based on the decisions of the members of the various associations. While the size and distribution of each Executive Committee may still vary somewhat, most associations were able to make adjustments to respect the request of the JIC.

	According to the CONSTITUTION of the association	SEN CPC	SEN LIB	SEN IND	HoC/CDC CPC	HoC/CDC LIB	HoC/CDC BQ	HoC/CDC NDP
Canada-Africa	15	2	3	0	5	2	2	1
Cda-Europe	14	2	2	0	5	3	1 (+1observer)	1
APF	9	2	2	0	2	2	1	0
CPA	16	3	2	0	5	3	2	1
IPU	14	2	2	0	4	3	2	1
NATO PA	14	2	2	0	4	3	2	1
FIPA	12	2	2	0	4	2	1	1
Cda-China	11	1	1	0	4	2	1	1
Cda-France	11	1	2	1	2	2	2	1
Cda-Japan	10	1	2	0	3	2	1	1
Cda-UK	11	2	1	0	4	2	1	1
Cda-US	17	3	2	0	6	3	2	1

(Table 7) (Note: Information is current as of June 2010)

There are a total of 154 Executive Committee positions available between the 12 Associations.

In addition, amongst the four interparliamentary groups, there are 40 executive Committee positions which are distributed as follows:

	According to the CONSTITUTION of the Group
Cda-Germany	7
Cda-Ireland	12
Cda-Israel	12
Cda-Italy	9

ASSOCIATION ACTIVITIES

Association Members meet on a regular basis and it is at [annual general meetings](#) where they elect executive committees to coordinate and direct activities with their bilateral counterparts or with the international secretariats of the multilateral organizations to which they belong. Through the various associations, Parliamentarians take part in a wide variety of parliamentary conferences, bilateral visits, and meetings both here in Canada and abroad. A list of the activities of Parliamentary Associations is published on the Parliamentary web site for public consultation. Following a trip outside the country a report will be presented in one or both Chambers with a summary of the activity as well as the related financial breakdown, which is included at the end of the report.

Number of Activities per association by location and activity type

Associations	In Ottawa				In Canada (outside Ottawa)	Outside Canada		Grand Total
	Annual General Meeting	Special Events	Executive	Meeting	Meeting	Election Monitoring	Meeting	
APF		2	1	1	1		8	13
Cda-China	1	3	2	3	1		4	14
CPA	1	1	4	2	1		8	17
NATO PA	1		2	1	1		23	28
Cda-US	1	3	5	2	3		14	28
IPU			2	1			11	14
Cda-Europe			1	1			8	10
Cda-Japan	1	2	3				5	11
Cda-France	1		4				3	8
OSCE PA						5	4	9
FIPA	1	2		7			5	15
Cda-Africa	1	1	4	9			2	17
Cda-UK	1							1
Total	9	14	28	27	7	5	95	185

(Table 8) Please note that in this table the expression “Special events” includes official ceremonies, celebration of official days, receptions and other similar activities. Also, the term “meetings” is used in a broad sense to include various meetings, conferences, seminars and other similar activities where association members participate on behalf of the association.

Interparliamentary Groups	General Meeting
Cda -Israel	1
Cda -Ireland	1
Total	2

(Table 9) Please note: Information for Cda-Germany and Cda-Italy is not included as they did not have any IIA supported activities during the 2009-2010 fiscal year.

NUMBER OF OUTGOING VISITS BY PARTICIPANT TYPE

The following table includes, for each Parliamentary Association, the number of outgoing visits (those visits outside of Canada) and a breakdown of the total number of Senators, M.P.s and staff that participated in those visits. The grand total indicates that 434 trips took place as part of 103 different activities in fiscal year 2009-2010.

Associations	Number of Outgoing Visits	Number of Participants by Type			
		Senators	M.P.	Staff	Grand Total
APF	8	8	3	9	20
Cda-China	4	7	8	3	18
CPA	8	5	11	3	19
NATO PA	23	28	27	35	90
Cda-US	14	20	37	27	84
IPU	11	18	18	15	51
Cda-Europe	8	4	15	11	30
Cda-Japan	5	4	8	3	15
Cda-France	3	7	5	3	15
OSCE PA	9	14	20	14	48
FIPA	5	6	7	6	19
Cda-Africa	2	4	7	4	15
Grand Total	100	125	166	133	424
% of participation (excluding staff)		43 %	57%		
% of participation (including staff)		29%	39%	31%	100 %

(Table 10)

Please note: Canada-UK had no outgoing activities during this period.

Please note that staff includes both Delegation Secretaries and Library of Parliament Analysts.

PARLIAMENTARY ASSOCIATION EXPENDITURES FOR THE LAST FIVE FISCAL YEARS

Parliamentary Associations are funded from a **\$4.4 million** envelope. This envelope is managed by the Joint Interparliamentary Council (JIC) with some of the funds reserved for international contributions while the remainder, and majority of the funds, are for association activities. All associations are funded by both the House of Commons (70%) and the Senate (30%) and the figures provided in this report reflect the total amounts.

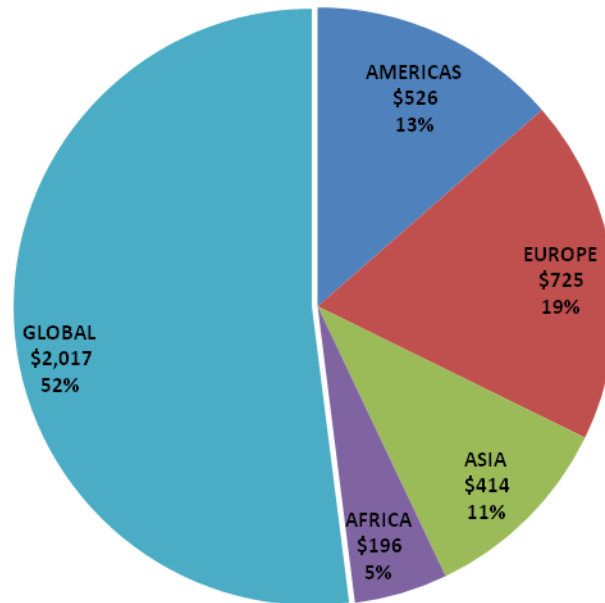
The base funding allocated for the activities of Parliamentary Associations for 2009-2010 was **\$3,156,491**, with an additional **\$1,264,189** specifically reserved for International Contributions which are essentially membership fees for Canada to belong to the various international parliamentary associations. Therefore, the total allocated budget for Parliamentary Associations for the 2009-2010 fiscal year was **\$4,420,680**. Of these funds, the breakdown of expenses is as follows:

- 58% (\$2.55M) was spent on activities of Parliamentary Associations in Canada and abroad (ex; transportation, accommodation, hospitality)
- 30% (\$1.32M) was spent on international contributions
- 4% (\$157K) - was allocated to the FIPA Sixth Plenary Conference hosted in Ottawa during the fall of 2009

Geographically expenditures breakdown as follows:

- 52.0% (**\$2.0M**) for Global;
- 18.7% (**\$725K**) Europe;
- 13.6% (**\$526K**) Americas;
- 10.7% (**\$415K**) Asia;
- 5.1% (**\$196K**) Africa.

2009-2010 Associations Expenditures



(Graph 2)

The table below outline Parliamentary Association activities and expenditures over the last five years by geographic region.

Type	Expenditures				
	2005-2006	2006-2007	2007-2008	2008-2009	2009-2010
	\$	\$	\$	\$	\$
Global	1,710,189	1,717,861	1,907,834	2,096,094	2,016,958
Europe	579,437	685,436	881,306	783,677	724,780
Americas	369,606	346,415	401,789	380,404	526,441
Asia	254,289	448,409	295,796	337,986	414,495
Africa	75,211	131,532	84,859	212,015	196,409
Total	2,988,732	3,329,653	3,571,584	3,810,176*	3,879,083*

(Table 11)

* Please note that for ease of comparing association activity figures from different years we have excluded the amounts provided from the JIC funding envelope for parliamentary conferences, as these do not occur every year and while always

approved by the JIC and both boards they are not always funded through the funds allocated to the JIC. The following conference expenses were paid for through the JIC:

Fiscal year 2008-2009: September 2008, \$100K for the Fall Meeting of the Parliamentary Association for the Organization for Security and Cooperation in Europe (OSCE PA) hosted in Toronto.

Fiscal year 2009-2010: September 2009 , \$157K for the FIPA Sixth Plenary Conference hosted in Ottawa

DETAILED ASSOCIATION EXPENDITURE REPORT (2009-2010)

The following tables provide a detailed account of each Associations budget and actual expenditures according to eight standard categories.

Type	Transportation	Accommodation	Per Diems	Misc	Hospitality	Official Gifts	International Contributions	Revenues	Grand Total
Global									
APF	80,728	23,534	8,808	11,596	19,530	1,790	125,783	-1,300	270,469
CPA	102,075	26,651	7,181	4,429	31,115	1,514	227,192	-3,850	396,306
IPU	235,471	40,540	28,573	1,144	4,319	1,357	397,784	-1,925	707,262
NATO PA	203,242	88,071	27,456	1,134	15,925	1,112	307,906	-1,925	642,921
Global Total	621,516	178,796	72,017	18,303	70,889	5,773	1,058,665	-9,000	2,016,958
Africa									
Cda-Africa	143,993	22,502	8,801	7,839	11,679	3,844		-2,250	196,409
Africa Total	143,993	22,502	8,801	7,839	11,679	3,844		-2,250	196,409
Asia									
Cda-China	177,485	33,191	7,718	6,093	28,463	4,661		-2,600	255,010
Cda-Japan	118,864	21,325	8,520	5,608	6,608	2,860		-4,300	159,484
Asia Total	296,349	54,516	16,238	11,701	35,071	7,521		-6,900	414,495
Europe									
Cda-Europe	127,975	44,088	17,550	491	2,838	421		-3,200	190,163
Cda-France	52,186	6,919	6,255	467	6,015	2,085		-3,275	70,652
Cda-UK	13		-65		943			-2,225	-1,334
OSCE PA	156,574	38,310	17,909	1,229	1,122		250,155		465,299
Europe Total	336,749	89,317	41,649	2,186	10,918	2,506	250,155	-8,700	724,780
Americas									
Cda-US	109,926	85,493	29,153	61,728	98,021	4,242		-5,150	383,413
FIPA	95,893	15,149	5,186	284	13,164	836	15,317	-2,800	143,028
Americas Total	205,819	100,642	34,339	62,012	111,185	5,078	15,317	-7,950	526,441
Grand Total	1,604,426	445,773	173,042	102,040	239,741	24,722	1,324,136	-34,800	3,879,082

(Table 12)

**Note: JIC also funded the \$157,000 related to FIPA's Sixth Plenary Meeting hosted in Ottawa during the fall of 2009.*