



2012-2013

ANNUAL REPORT  
ON PARLIAMENTARY ASSOCIATIONS'  
ACTIVITIES AND EXPENDITURES

International and Interparliamentary Affairs

October 2013

*(Ce rapport est également disponible en français)*

## TABLE OF CONTENTS

---

|   |    |
|---|----|
| INTRODUCTION .....  | 2  |
| LIST OF PARLIAMENTARY ASSOCIATIONS AND INTERPARLIAMENTARY GROUPS .....      | 3  |
| SUPPORTING PARLIAMENTARY ASSOCIATIONS .....                                 | 4  |
| LIST OF ASSOCIATIONS.....   | 5  |
| MEMBERSHIP PER ASSOCIATION (2012-2013) .....                                | 6  |
| DISTRIBUTION OF MEMBERSHIPS ACROSS ASSOCIATIONS .....                       | 7  |
| EXECUTIVE COMMITTEES.....   | 8  |
| ASSOCIATION ACTIVITIES .....  | 9  |
| NUMBER OF OUTGOING VISITS BY PARTICIPANT TYPE.....                          | 10 |
| PARLIAMENTARY ASSOCIATION EXPENDITURES FOR THE LAST FIVE FISCAL YEARS ..... | 11 |
| DETAILED ASSOCIATION EXPENDITURE REPORT (2012-2013).....                    | 13 |

## INTRODUCTION

---

Canada's international parliamentary relations are carried out, in part, through parliamentary associations and interparliamentary groups. Though their activities and objectives may be varied, the associations of the Parliament of Canada share similar characteristics:

- they promote the country's interests abroad on a continuing basis;
- operate on multilateral and bilateral levels;
- are composed of members of the Senate and of the House of Commons; and
- association members meet at annual general meetings where they elect executive committees, as well as at other meetings to coordinate and direct activities with their bilateral counterparts or with the international secretariats of the multilateral organizations to which they belong.

There are also four unfunded interparliamentary groups which have been recognized by the Parliament of Canada which also help promote bilateral relations with the specific country to which they are related.

The Joint Interparliamentary Council (JIC) is responsible for determining all budgetary and administrative matters relating to parliamentary associations. Specifically, the Council determines the level of funding to be distributed to each association within the limits of the total allotments approved by the Senate Standing Committee on Internal Economy, Budgets and Administration and the House of Commons Board of Internal Economy. In addition, the JIC is also responsible for setting the overall general policy direction for parliamentary associations as well as coordination of related activities and operating policies to ensure effective, efficient, consistent and coherent support for interparliamentary activities while also promoting the best interests of Parliament in the area of interparliamentary relations.

During 2012-2013, parliamentary associations adjusted to an 11.3% reduction in the size of the envelope available to the JIC, though total spending remained largely consistent with previous years. Prior to the beginning of the fiscal year, the JIC implemented a number of policies aimed at reducing the cost of association activities, in addition to encouraging the establishment of clearer objectives for association activities as well as greater collaboration between associations and other groups involved in parliamentary diplomacy.

In October 2012, the Parliament of Canada hosted the 127th Assembly of the Inter-Parliamentary Union (IPU) in Québec City. The hosting of this conference was agreed to by the internal economy committees of both the Senate and the House based on a recommendation from the JIC. It was the largest parliamentary conference ever hosted by Canada and saw some 1,300 parliamentary delegates from 129 countries gather to discuss various issues related to the Assembly overall theme of the challenges of citizenship, identity and linguistic and cultural diversity in a globalized world.

While the International and Interparliamentary Affairs Directorate (IIA) works on behalf of Parliamentarians from both Chambers in supporting parliamentary associations, it also provides support to the exchange programs of both Speakers, as well as ongoing protocol and parliamentary conference support for official international and interparliamentary activities for the Parliament of Canada. It is important to highlight again that the sole focus of this report is on those areas under the jurisdiction of the JIC, which is to say primarily, parliamentary associations and their activities. Also, as with the previous annual reports prepared by IIA, the intention is to provide the JIC with a high level, quantitative summary of the activities of parliamentary associations.

For further information, please contact International and Interparliamentary Affairs, at 613-943-5959.

## LIST OF PARLIAMENTARY ASSOCIATIONS AND INTERPARLIAMENTARY GROUPS

As of March 31st, 2013 there are 12 associations, plus the Canadian Group of the OSCE which falls under Canada-Europe, which receive funding from Parliament and fall under the administrative authority of the JIC. The last group to be officially recognised by the JIC as a parliamentary association was Canada-Africa in 2003.

| <b>Associations (12 + OSCE)</b>   | <b>Geographical Region</b> |
|---|----------------------------|
| <i>Multilateral Associations (7 + OSCE)</i>   |                            |
| • <a href="#">Canada-Africa Parliamentary Association</a>   | Africa                     |
| • <a href="#">Canada-Europe Parliamentary Association</a><br>- <a href="#">Canadian Delegation to the Organization for Security and Co-operation in Europe Parliamentary Assembly (OSCE PA)</a> | Europe                     |
| • <a href="#">Canadian Branch of the Assemblée parlementaire de la Francophonie (APF)</a>   | Global                     |
| • <a href="#">Canadian Branch of the Commonwealth Parliamentary Association (CPA)</a>   | Global                     |
| • <a href="#">Canadian Group of the Inter-Parliamentary Union (IPU)</a>   | Global                     |
| • <a href="#">Canadian NATO Parliamentary Association (NATO PA)</a>   | Global                     |
| • <a href="#">Canadian Section of ParlAmericas</a>  | Americas                   |
| <i>Bilateral Associations (5)</i>   |                            |
| • <a href="#">Canada-China Legislative Association</a>  | Asia-Pacific               |
| • <a href="#">Canada-France Interparliamentary Association</a>  | Europe                     |
| • <a href="#">Canada-Japan Inter-Parliamentary Group</a>  | Asia-Pacific               |
| • <a href="#">Canada-United Kingdom Inter-Parliamentary Association</a>   | Europe                     |
| • <a href="#">Canada-United States Inter-Parliamentary Group</a>  | Americas                   |

(Table 1)

There are also four interparliamentary groups which have been recognised by the JIC and receive minimal administrative assistance from IIA. This assistance is generally limited to administrative and procedural support for annual general meetings, maintaining the group's constitution and the collection of related membership fees. These groups promote cooperation and understanding amongst nations and, like parliamentary associations, strengthen the relations between Canadian parliamentarians and their counterparts in other parliaments. Membership fees from individual parliamentarians support the activities of these groups.

| <b>Interparliamentary Groups (4)</b>                      |
|---|
| • <a href="#">Canada-Germany Interparliamentary Group</a> |
| • <a href="#">Canada-Ireland Interparliamentary Group</a> |
| • <a href="#">Canada-Israel Interparliamentary Group</a>  |
| • <a href="#">Canada-Italy Interparliamentary Group</a>   |

(Table 2)

A description of the structure, activities and objectives of each association and group can be found on the IIA web site at [www.parl.gc.ca/ia](http://www.parl.gc.ca/ia).

## SUPPORTING PARLIAMENTARY ASSOCIATIONS

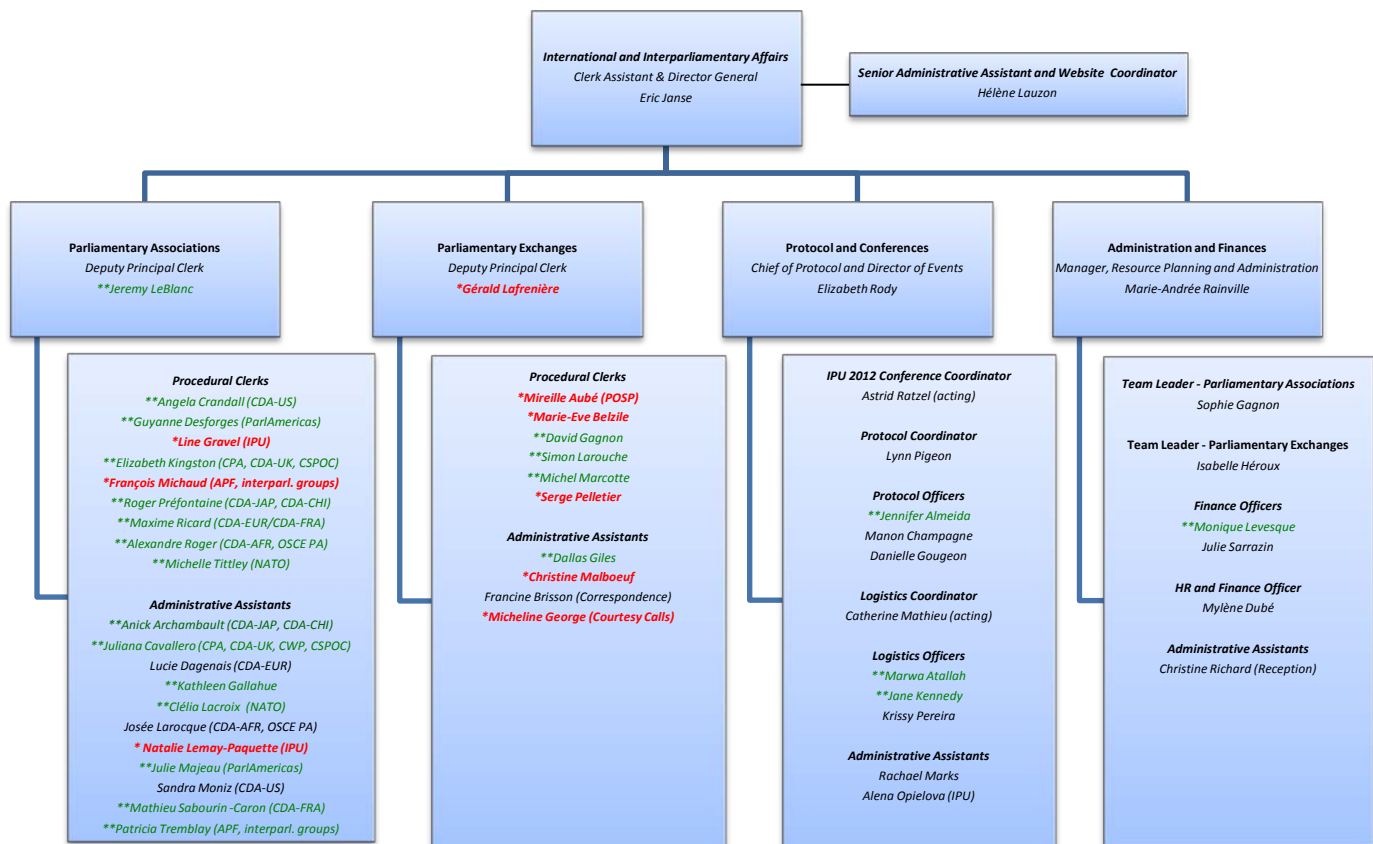
The International and Interparliamentary Affairs Directorate (IIA) IIA is a joint Senate-House of Commons directorate offering a single parliamentary window to coordinate the Parliament of Canada's international and interparliamentary relations and activities.

IIA's mandate is to support the Speaker of the Senate, the Speaker of the House of Commons and other parliamentarians in their promotion of democratic values and Canadian interests, and to contribute to good public governance through the sharing of information and the exchange of best practices.

This is accomplished, in a continually evolving geo-political context, through our three core business lines:

1. **Parliamentary Exchanges** led by the Speakers, including incoming and outgoing visits and meetings with dignitaries;
2. **Parliamentary Associations** composed of Senators and Members of the House of Commons that foster links on a bilateral or multilateral basis with foreign counterparts;
3. **Protocol and Conferences**, activities which involve the planning and organization of official visits, programs and conferences.

The Parliamentary Associations team is responsible for the ongoing administrative and procedural support for each association. This is done, in part, with the ongoing assistance and support of the IIA Protocol and Conferences team which also provides similar services to the Parliamentary Exchanges team. In addition, many associations also rely on the support of an analyst from the Library of Parliament to assist with the ongoing work of the association.



(Table 3 - as of March 31st, 2013)

Please note: Names coloured in red (and marked with an \*) are Senate employees, those in green (and marked with \*\*) are House of Commons employees and those in black are employed jointly by both Houses.

## LIST OF ASSOCIATIONS

The following is a list of the Associations, their Chairs or Co-Chairs, as well as the Association Secretaries and Administrative Assistants assigned by IIA as well as the Analysts assigned by the Library of Parliament.

| Association          | Chairs/Co-Chairs                                   | Association Secretary | Association Administrative Assistant | Library of Parliament Analyst                        |
|----------------------|--|-----------------------|--------------------------------------|--|
| <b>APF</b>           | Senator Andrée Champagne                           | François Michaud      | Patricia Tremblay                    | Jean-Luc Bourdages                                   |
| <b>Canada-Africa</b> | Senator Raynell Andreychuk & Mauril Bélanger, M.P. | Alexandre Roger       | Josée Larocque                       | Aïcha Coulibaly                                      |
| <b>Canada-China</b>  | Senator Don Plett & Wai Young, M.P.                | Roger Préfontaine     | Anick Archambault                    | N/A  |
| <b>Canada-EU</b>     | David Tilson, M.P.                                 | Maxime Ricard         | Lucie Dagenais                       | Karin Phillips<br>Sebastian Spano<br>Shauna Trouniak |
| <b>Canada-France</b> | Senator Claudette Tardif                           | Maxime Ricard         | Mathieu Sabourin-Caron               | Lucie Lecomte  |
| <b>Canada-Japan</b>  | Senator David Tkachuk & Mike Wallace, M.P.         | Roger Préfontaine     | Anick Archambault                    | N/A  |
| <b>Canada-UK</b>     | Ed Holder, M.P.                                    | Elizabeth Kingston    | Juliana Cavallero                    | N/A  |
| <b>Canada-US</b>     | Senator Janis G. Johnson & Gord Brown, M.P.        | Angela Crandall       | Sandra Moniz                         | June Dewetering<br>James Lee<br>Martha Butler        |
| <b>CPA</b>           | Joe Preston, M.P.                                  | Elizabeth Kingston    | Juliana Cavallero                    | N/A  |
| <b>IPU</b>           | Senator Salma Atallahjan                           | Line Gravel           | Natalie Lemay-Paquette               | Frédéric Forge<br>Allison Goody                      |
| <b>NATO PA</b>       | Cheryl Gallant, M.P.                               | Michelle Tittley      | Clélia Lacroix                       | Wolfgang Koerner<br>Melissa Radford                  |
| <b>OSCE PA</b>       | Dean Allison, M.P.<br>(Director for the OSCE)      | Alexandre Roger       | Josée Larocque                       | Erin Shaw  |
| <b>ParlAmericas</b>  | Randy Hoback, M.P.                                 | Guyanne Desforges     | Julie Majeau                         | Andre Barnes   |

(Table 4 - as of March 31, 2013)

While there are 12 Associations, plus the Canadian Group of the OSCE, for a total of 13, there are nine Association Secretaries, several of whom support two associations or have other responsibilities at IIA. There are also eleven Administrative Assistants who specifically support the work of parliamentary associations on a full time basis and several are assigned to more than one association.

The Library of Parliament (LoP) provides direct support through Analysts who provide research services to a number of associations. In 2012-2013, the equivalent of six full-time Analysts provided support to associations. The increase from five full-time analysts in 2011-2012 to six analysts this year is related to the preparation of briefing material for the 127th IPU Assembly held in Quebec City and the commemorative book celebrating the 100th anniversary of Canada's affiliation to the Inter-Parliamentary Union (IPU). In addition, there is further support for related tasks such as editing and document processing. With regards to the Analysts formally assigned to the various associations it is worth noting that the level of support varies widely among associations. There are a number of associations that have no Analysts formally assigned to them, though research support is made available on demand for those associations, while others may have two or more Analysts assigned to them.

Finally, the four interparliamentary groups are generally supported by one Association Secretary who also supports another association.

| Interparliamentary Group | Chairs                    | Group Secretary  |
|--------------------------|---------------------------|------------------|
| <b>Canada-Germany</b>    | Gary Schellenberger, M.P. | François Michaud |
| <b>Canada-Ireland</b>    | Larry Miller, M.P.        |                  |
| <b>Canada-Israel</b>     | David Sweet, M.P.         |                  |
| <b>Canada-Italy</b>      | Stella Ambler, M.P.       |                  |

## MEMBERSHIP PER ASSOCIATION (2012-13)

Parliamentary associations are composed solely of members of the Senate and the House of Commons who have expressed the intention of joining in the Association and have paid the annual dues. Tables 5 and 6 below provide a breakdown of the number of members per association in the past two fiscal years. In the last fiscal year, membership decreased in every association and interparliamentary group, leading to an overall decrease of approximately 26%. This represents a return to 2010-2011 membership levels, following a significant increase in the first year of the 41st Parliament.

| Associations                                    | No. of Members<br>2011-2012 | No. of Members<br>2012-2013 |
|---|-----------------------------|-----------------------------|
| <b>APF</b>                                      | 72                          | 60                          |
| <b>Canada-Africa</b>                            | 113                         | 78                          |
| <b>Canada-China</b>                             | 183                         | 163                         |
| <b>Canada-Europe / OSCE</b>                     | 183                         | 140                         |
| <b>Canada-France</b>                            | 131                         | 83                          |
| <b>Canada-Japan</b>                             | 164                         | 93                          |
| <b>Canada-UK</b>                                | 133                         | 100                         |
| <b>Canada-US</b>                                | 195                         | 160                         |
| <b>CPA</b>                                      | 153                         | 118                         |
| <b>IPU</b>                                      | 115                         | 77                          |
| <b>NATO</b>                                     | 132                         | 83                          |
| <b>ParlAmericas</b>                             | 123                         | 88                          |
| <b>Grand Total (Parliamentary Associations)</b> | <b>1,697</b>                | <b>1,243</b>                |

(Table 5 – as of March 31st for each year)

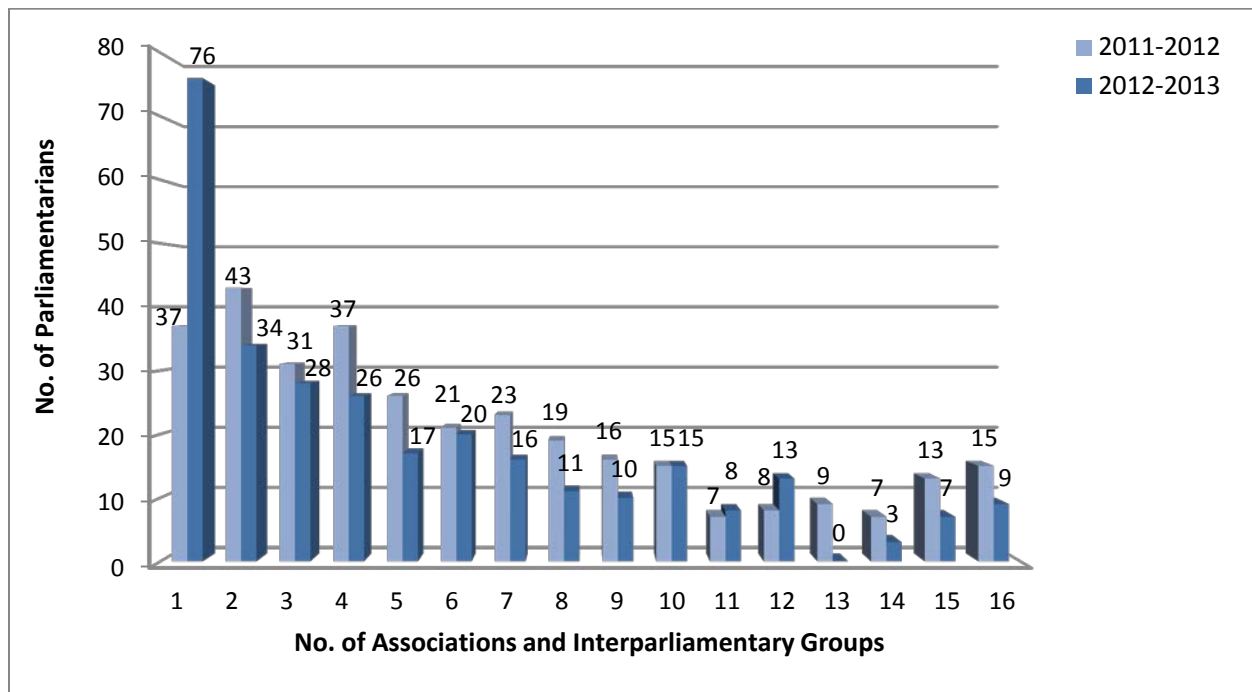
| Interparliamentary Groups                      | No. of Members<br>2011-2012 | No. of Members<br>2012-2013 |
|--|-----------------------------|-----------------------------|
| <b>Canada-Germany</b>                          | 64                          | 59                          |
| <b>Canada-Ireland</b>                          | 81                          | 67                          |
| <b>Canada-Israel</b>                           | 124                         | 79                          |
| <b>Canada-Italy</b>                            | 84                          | 64                          |
| <b>Grand Total (Interparliamentary Groups)</b> | <b>353</b>                  | <b>269</b>                  |

(Table 6 – as of March 31st for each year)

The JIC is responsible for setting the amount for membership fees for both associations and interparliamentary groups. The current amount is \$25 per parliamentary association and \$10 per interparliamentary group. These fees have remained the same since April 1st, 2004 when the cost of membership for an association rose from \$20 to \$25.

## DISTRIBUTION OF MEMBERSHIPS ACROSS ASSOCIATIONS

There are currently 12 parliamentary associations (plus the Canadian Group of the OSCE) and four Interparliamentary Groups. In 2012-2013, 71% of all Parliamentarians belonged to one or more parliamentary association or interparliamentary group, somewhat lower than the 77% in 2011-2012. The graph below illustrates the distribution of parliamentarians who belong to one or more of these associations or interparliamentary groups. For example, the chart shows that the number of parliamentarians belonging to only one association or interparliamentary group went from 37 in 2011-2012 to 76 in 2012-2013. On the other end of the graph, we see that the number of parliamentarians belonging to every association and every interparliamentary group recognized by the JIC went from 15 to 9 over the same time frame. There were 94 parliamentarians who did not join a single association during the 2011-12 fiscal year, compared with 120 in 2012-2013.



(Graph 1 - as of March 31st for each year)



## EXECUTIVE COMMITTEES

In autumn 2006, the JIC requested that all parliamentary associations adopt a standard constitution including a specific request that “An Executive Committee shall be elected at the Annual General Meeting to be composed of at most 15 members, with 30% of its members from the Senate and 70% from the House of Commons, to positions as determined in each association’s constitution.” The subsequent adjustments to the constitutions of each association were based on the decisions of the members of the various associations. While the size and distribution of each Executive Committee may still vary somewhat, most associations were able to make adjustments to respect the request of the JIC.

|              | Size of the Executive Committee | SEN CPC | SEN LIB | SEN IND | HoC CPC | HoC NDP | HoC LIB | HoC IND |
|--------------|---------------------------------|---------|---------|---------|---------|---------|---------|---------|
| APF          | 9                               | 2       | 1       | 0       | 3       | 2       | 1       | 0       |
| Cda-Africa   | 15                              | 3       | 2       | 0       | 6       | 3       | 1       | 0       |
| Cda-China    | 10                              | 2       | 1       | 0       | 4       | 2       | 1       | 0       |
| Cda-Europe   | 14                              | 2       | 2       | 0       | 6       | 3       | 1       | 0       |
| Cda-France   | 12                              | 1       | 2       | 1       | 4       | 3       | 1       | 0       |
| Cda-Japan    | 10                              | 2       | 1       | 0       | 4       | 2       | 1       | 0       |
| Cda-UK       | 11                              | 2       | 1       | 0       | 4       | 3       | 1       | 0       |
| Cda-US       | 17                              | 3       | 2       | 0       | 7       | 4       | 1       | 0       |
| CPA          | 16                              | 3       | 2       | 0       | 6       | 4       | 1       | 0       |
| IPU          | 14                              | 2       | 2       | 0       | 6       | 3       | 1       | 0       |
| NATO PA      | 14                              | 2       | 2       | 0       | 6       | 3       | 1       | 0       |
| ParIAmericas | 12                              | 2       | 2       | 0       | 4       | 3       | 1       | 0       |

(Table 7 – as of June 30, 2013)

There are a total of 154 executive committee positions available between the 12 Associations.

In addition, amongst the four interparliamentary groups, there are 40 executive committee positions which are distributed as follows:

|                | According to the CONSTITUTION of the Group |
|----------------|--|
| Canada-Germany | 7  |
| Canada-Ireland | 12   |
| Canada-Israel  | 12   |
| Canada-Italy   | 9  |

## ASSOCIATION ACTIVITIES

Association members meet on a regular basis and it is at annual general meetings where they elect executive committees to coordinate and direct activities with their bilateral counterparts or with the international secretariats of the multilateral organizations to which they belong. Through the various associations, Parliamentarians take part in a wide variety of parliamentary conferences, bilateral visits, and meetings both here in Canada and abroad. A list of the activities of parliamentary associations is published on the Parliamentary web site for public consultation. Following a trip outside the country, a report will be presented in one or both Chambers with a summary of the activity as well as the related financial breakdown, which is included at the end of the report.

### **Number of Activities per association by location and activity type**

| Associations | In Ottawa          |           |                |          |           |           |           |           | In Canada (outside Ottawa) |           |                |          | Outside Canada |           | Grand Total |            |
|--------------|--------------------|-----------|----------------|----------|-----------|-----------|-----------|-----------|----------------------------|-----------|----------------|----------|----------------|-----------|-------------|------------|
|              | Annual General Mtg |           | Special Events |          | Executive |           | Meeting   |           | Meeting                    |           | Special Events |          | Meeting        |           |             |            |
|              | 11-12              | 12-13     | 11-12          | 12-13    | 11-12     | 12-13     | 11-12     | 12-13     | 11-12                      | 12-13     | 11-12          | 12-13    | 11-12          | 12-13     | 11-12       | 12-13      |
| APF          | 1                  | 1         | 0              | 0        | 5         | 5         | 2         | 0         | 2                          | 2         | 1              | 0        | 9              | 5         | 20          | 13         |
| Cda-Africa   | 1                  | 1         | 1              | 1        | 3         | 4         | 11        | 8         | 0                          | 0         | 0              | 0        | 3              | 2         | 19          | 16         |
| Cda-China    | 1                  | 1         | 2              | 1        | 3         | 1         | 6         | 3         | 0                          | 1         | 0              | 0        | 3              | 3         | 15          | 10         |
| Cda-Europe   | 1                  | 1         | 0              | 0        | 3         | 3         | 0         | 3         | 1                          | 1         | 0              | 0        | 6              | 7         | 11          | 15         |
| Cda-France   | 1                  | 1         | 0              | 0        | 4         | 4         | 1         | 3         | 1                          | 1         | 0              | 0        | 3              | 2         | 10          | 11         |
| Cda-Japan    | 1                  | 1         | 1              | 0        | 4         | 2         | 1         | 0         | 0                          | 0         | 0              | 0        | 3              | 3         | 10          | 6          |
| Cda-UK       | 1                  | 1         | 0              | 2        | 2         | 2         | 0         | 0         | 0                          | 1         | 0              | 0        | 1              | 1         | 4           | 7          |
| Cda-US       | 1                  | 1         | 3              | 1        | 5         | 3         | 3         | 5         | 3                          | 2         | 0              | 0        | 12             | 16        | 27          | 28         |
| CPA          | 1                  | 1         | 1              | 3        | 6         | 3         | 1         | 0         | 3                          | 1         | 0              | 0        | 7              | 6         | 19          | 14         |
| IPU          | 1                  | 1         | 0              | 0        | 4         | 5         | 0         | 0         | 0                          | 1         | 0              | 0        | 12             | 7         | 17          | 14         |
| NATO PA      | 1                  | 0         | 0              | 0        | 4         | 2         | 0         | 0         | 1                          | 0         | 0              | 0        | 17             | 5         | 23          | 7          |
| OSCE PA      | 0                  | 0         | 0              | 0        | 0         | 0         | 1         | 0         | 0                          | 0         | 0              | 0        | 5              | 4         | 6           | 4          |
| ParlAmericas | 1                  | 1         | 1              | 1        | 4         | 4         | 5         | 3         | 0                          | 0         | 0              | 0        | 7              | 6         | 18          | 15         |
| <b>Total</b> | <b>12</b>          | <b>11</b> | <b>9</b>       | <b>9</b> | <b>47</b> | <b>38</b> | <b>31</b> | <b>25</b> | <b>11</b>                  | <b>10</b> | <b>1</b>       | <b>0</b> | <b>88</b>      | <b>67</b> | <b>199</b>  | <b>160</b> |

(Table 8)

Please note: In this table the expression "Special Events" includes official ceremonies, celebration of official days, receptions and other similar activities. Also, the term "meetings" is used in a broad sense to include various meetings, conferences, seminars, election monitoring and other similar activities where association members participate on behalf of the association.

| Interparliamentary Groups | Annual General Meetings |          |
|---------------------------|-------------------------|----------|
|                           | 11-12                   | 12-13    |
| Germany                   | 1                       | 1        |
| Ireland                   | 1                       | 0        |
| Israel                    | 1                       | 1        |
| Italy                     | 1                       | 1        |
| <b>Total</b>              | <b>4</b>                | <b>3</b> |

(Table 9)

Please note: Annual general meetings are the only activities of interparliamentary groups supported by IIA staff. Particular groups may have participated in other activities during this period.

## NUMBER OF OUTGOING VISITS BY PARTICIPANT TYPE

The following table includes, for each parliamentary association, the number of outgoing visits (those visits outside of Ottawa not hosted by the Parliament of Canada) and a breakdown of the total number of Senators, M.P.s and staff who participated in those visits. The grand total indicates that 371 trips took place as part of 73 different activities in fiscal year 2012-2013, compared with 366 trips that took place as part of 92 activities in 2011-2012. This suggests that somewhat larger delegations participated in far fewer activities than last year.

| Associations                         | Number of Outgoing Visits |    | Number of Participants by Type |       |       |       |       |       |             |       |
|--------------------------------------|---------------------------|----|--------------------------------|-------|-------|-------|-------|-------|-------------|-------|
|                                      |                           |    | Senators                       |       | M.P.  |       | Staff |       | Grand Total |       |
|                                      |                           |    | 11-12                          | 12-13 | 11-12 | 12-13 | 11-12 | 12-13 | 11-12       | 12-13 |
| <b>APF</b>                           | 11                        | 7  | 12                             | 7     | 5     | 8     | 10    | 9     | 27          | 24    |
| <b>Cda-Africa</b>                    | 2                         | 2  | 4                              | 5     | 8     | 10    | 4     | 4     | 16          | 19    |
| <b>Cda-China</b>                     | 3                         | 3  | 4                              | 6     | 2     | 10    | 2     | 1     | 8           | 17    |
| <b>Cda-Europe</b>                    | 6                         | 8  | 5                              | 6     | 12    | 21    | 9     | 10    | 26          | 37    |
| <b>Cda-France</b>                    | 3                         | 2  | 6                              | 5     | 7     | 3     | 4     | 2     | 17          | 10    |
| <b>Cda-Japan</b>                     | 3                         | 3  | 2                              | 4     | 5     | 9     | 1     | 3     | 8           | 16    |
| <b>Cda-UK</b>                        | 1                         | 1  | 2                              | 2     | 3     | 3     | 1     | 1     | 6           | 6     |
| <b>Cda-US</b>                        | 15                        | 18 | 19                             | 32    | 29    | 34    | 24    | 22    | 72          | 88    |
| <b>CPA</b>                           | 10                        | 7  | 11                             | 7     | 26    | 16    | 7     | 4     | 44          | 27    |
| <b>IPU</b>                           | 12                        | 7  | 20                             | 10    | 9     | 9     | 15    | 5     | 44          | 24    |
| <b>NATO PA</b>                       | 17                        | 5  | 30                             | 14    | 15    | 19    | 8     | 6     | 53          | 39    |
| <b>OSCE PA</b>                       | 3                         | 4  | 4                              | 7     | 10    | 21    | 6     | 7     | 20          | 35    |
| <b>ParlAmericas</b>                  | 6                         | 6  | 6                              | 8     | 10    | 13    | 9     | 8     | 25          | 29    |
| <b>Grand Total</b>                   | 92                        | 73 | 125                            | 113   | 141   | 176   | 100   | 82    | 366         | 371   |
| % of participation (excluding staff) |                           |    | 47%                            | 39%   | 53%   | 61%   |       |       |             |       |
| % of participation (including staff) |                           |    | 34%                            | 30%   | 39%   | 47%   | 27%   | 22%   | 100%        | 100%  |

(Table 10)

Please note that staff includes both Association Secretaries and Library of Parliament Analysts.

## Parliamentary Association Expenditures For The Last Five Fiscal Years

The budget for parliamentary associations was reduced by 11.3%, from \$4.4 million to \$3.9 million as a result of the Strategic and Operational Review. When including the House of Commons' carry forward from 2011-2012, the total envelope for 2012-2013 was \$4.1 million. This envelope is managed by the Joint Interparliamentary Council (JIC) with some of the funds reserved for international contributions while the remainder, and majority of the funds, are for association activities. All associations are funded by both the House of Commons (70%) and the Senate (30%) and the figures provided in this report reflect the total amounts.

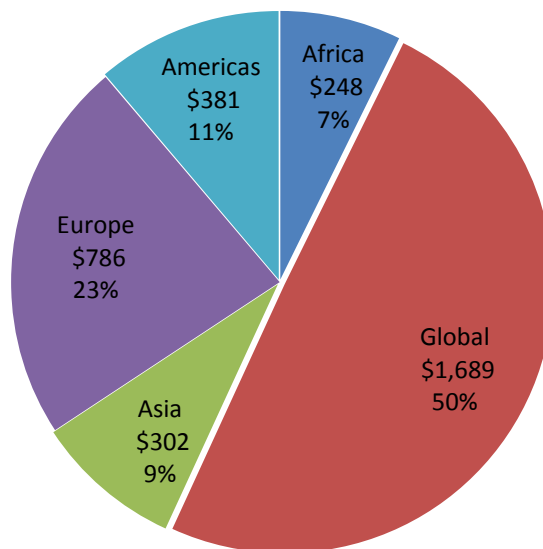
The base funding allocated for the activities of parliamentary associations for 2012-2013 was \$2,810,991, with an additional \$1,264,189 specifically reserved for international contributions which are essentially membership fees for Canada to belong to the various international parliamentary associations. Therefore, the total allocated budget for parliamentary associations for the 2012-2013 fiscal year was \$4,075,180 including the carry forward. Of these funds, \$3,406,413 was spent representing a 3.9% (\$137K) decrease in expenditures when compared to 2011-2012. The breakdown of expenses is as follows:

- 65% (\$2.22 M) was spent on activities of parliamentary associations in Canada and abroad (e.g., transportation, accommodation, hospitality), a decrease of over \$128K compared to 2011-2012
- 35% (\$1.19M) was spent on international contributions, which is close to identical when compared to 2011-2012

Geographically, expenditures break down as follows:

- 50% (**\$1.69M**) for Global;
- 23% (**\$786K**) Europe;
- 11% (**\$381K**) Americas;
- 9% (**\$302K**) Asia;
- 7% (**\$248K**) Africa.

### 2012-2013 Association Expenditure ('000)



(Graph 2)

The table below outlines parliamentary association activities and expenditures over the last five years by geographic region.

| Type            | Expenditures      |                   |                  |                   |                  |
|-----------------|-------------------|-------------------|------------------|-------------------|------------------|
|                 | 2008-2009         | 2009-2010         | 2010-2011        | 2011-2012         | 2012-2013        |
|                 | \$                | \$                | \$               | \$                | \$               |
| <b>Global</b>   | 2,096,094         | 2,016,958         | 1,715,223        | 2,077,548         | 1,688,941        |
| <b>Europe</b>   | 783,677           | 724,780           | 613,428          | 632,730           | 785,919          |
| <b>Americas</b> | 380,404           | 526,441           | 310,000          | 414,238           | 381,364          |
| <b>Asia</b>     | 337,986           | 414,495           | 382,096          | 207,163           | 302,283          |
| <b>Africa</b>   | 212,015           | 196,409           | 198,240          | 211,734           | 247,906          |
| <b>Total</b>    | <b>3,810,176*</b> | <b>3,879,083*</b> | <b>3,218,987</b> | <b>3,543,414*</b> | <b>3,406,413</b> |

(Table 11)

\* Please note that for ease of comparing association activity figures from different years we have excluded the amounts provided from the JIC funding envelope for parliamentary conferences, as these do not occur every year and, while always approved by the JIC and both boards, they are not always funded through the funds allocated to the JIC. The following conference expenses were paid for through the JIC:

- Fiscal year 2008-2009: September 2008, \$100K for the Fall Meeting of the Parliamentary Association for the Organization for Security and Cooperation in Europe (OSCE PA) hosted in Toronto.
- Fiscal year 2009-2010: September 2009, \$157K for the FIPA Sixth Plenary Conference hosted in Ottawa
- Fiscal year 2011-2012: \$325K for expenses related to the 127th Assembly of the Inter-Parliamentary Union in Quebec City.

## DETAILED ASSOCIATION EXPENDITURE REPORT (2012-2013)

The following table provides a detailed account of each association's budget and actual expenditures according to eight standard categories.

| Association           | Transport        | Accommodation  | Per Diems      | Miscellaneous | Hospitality   | Official Gifts | International Contributions | Revenues       | Grand Total      |
|-----------------------|------------------|----------------|----------------|---------------|---------------|----------------|-----------------------------|----------------|------------------|
| <b>Global</b>         |                  |                |                |               |               |                |                             |                |                  |
| APF                   | 91,876           | 17,975         | 8,140          | 1,179         | 975           | 680            | 135,807                     | -1,500         | 255,132          |
| CPA                   | 123,180          | 20,826         | 11,183         | 4,538         | 10,398        | 2,975          | 155,433                     | -2,950         | 325,584          |
| IPU                   | 64,254           | 63,879         | 19,947         | 1,080         | 2,720         | 1,119          | 396,092                     | -1,925         | 547,166          |
| NATO PA               | 221,830          | 34,440         | 18,829         | 443           | 1,751         | 51             | 285,789                     | -2,075         | 561,059          |
| <b>Global Total</b>   | <b>501,141</b>   | <b>137,120</b> | <b>58,099</b>  | <b>7,240</b>  | <b>15,844</b> | <b>4,826</b>   | <b>973,122</b>              | <b>-8,450</b>  | <b>1,688,941</b> |
| <b>Africa</b>         |                  |                |                |               |               |                |                             |                |                  |
| Cda-Africa            | 204,416          | 25,678         | 7,906          | 3,495         | 5,537         | 2,824          |                             | -1,950         | 247,906          |
| <b>Africa Total</b>   | <b>204,416</b>   | <b>25,678</b>  | <b>7,906</b>   | <b>3,495</b>  | <b>5,537</b>  | <b>2,824</b>   |                             | <b>-1,950</b>  | <b>247,906</b>   |
| <b>Asia</b>           |                  |                |                |               |               |                |                             |                |                  |
| Cda-China             | 89,567           | 29,654         | 12,155         | 2,980         | 11,225        | 3,572          |                             | -4,075         | 145,078          |
| Cda-Japan             | 139,630          | 7,354          | 3,772          | 2,029         | 5,059         | 1,686          |                             | -2,325         | 157,205          |
| <b>Asia Total</b>     | <b>229,197</b>   | <b>37,008</b>  | <b>15,927</b>  | <b>5,009</b>  | <b>16,285</b> | <b>5,258</b>   |                             | <b>-6,400</b>  | <b>302,283</b>   |
| <b>Europe</b>         |                  |                |                |               |               |                |                             |                |                  |
| Cda-Europe            | 200,075          | 52,375         | 22,032         | 2,288         | 12,726        | 1,119          |                             | -3,500         | 287,114          |
| Cda-France            | 50,624           | 10,820         | 6,471          | 502           | 13,769        | 266            |                             | -2,075         | 80,377           |
| Cda-UK                | 17,346           | 11,557         | 3,933          | 914           | 10,878        | 979            |                             | -2,500         | 43,107           |
| OSCE PA               | 115,954          | 35,688         | 17,586         | 2,362         | 1,748         |                | 201,984                     |                | 375,321          |
| <b>Europe Total</b>   | <b>383,998</b>   | <b>110,439</b> | <b>50,021</b>  | <b>6,066</b>  | <b>39,121</b> | <b>2,364</b>   | <b>201,984</b>              | <b>-8,075</b>  | <b>785,919</b>   |
| <b>Americas</b>       |                  |                |                |               |               |                |                             |                |                  |
| Cda-US                | 83,337           | 59,288         | 20,296         | 41,144        | 11,803        | 46             |                             | -4,000         | 211,913          |
| JIC                   |                  |                |                |               | 546           |                |                             |                | 546              |
| ParlAmericas          | 115,923          | 21,381         | 7,856          | 3,362         | 6,143         | 981            | 15,459                      | -2,200         | 168,905          |
| <b>Americas Total</b> | <b>199,260</b>   | <b>80,669</b>  | <b>28,152</b>  | <b>44,506</b> | <b>18,492</b> | <b>1,026</b>   | <b>15,459</b>               | <b>-6,200</b>  | <b>381,364</b>   |
| <b>Grand Total</b>    | <b>1,518,011</b> | <b>390,914</b> | <b>160,105</b> | <b>66,316</b> | <b>95,279</b> | <b>16,298</b>  | <b>1,190,565</b>            | <b>-31,075</b> | <b>3,406,413</b> |

(Table 12)

Compared to 2011-2012, overall expenditures have decreased by 4% mainly as a result of reduced travel costs. While the number of overall participants on outgoing delegations outside Canada remained stable, the total number of outgoing delegations reduced by 19 (20.6%) and the number of total activities decreased by 38 (19%). International contribution costs remain constant at \$1.2 million.